

# GENERAL INFORMATION

## *Stock Moulding Profiles*

Most mouldings shown are readily available and stocked in our warehouse or at one of our vendors. Species readily available consist of **Alder, Cherry, Hickory, Maple, Primed Pine, Primed Poplar, Poplar, Red Oak, Ultra Light Fiberboard, White Pine,** and **Walnut**, depending on the profile. Custom runs of species not stocked are available.

All moulding profiles have been drawn to full scale, accompanied by dimensions.

## *Random Lengths*

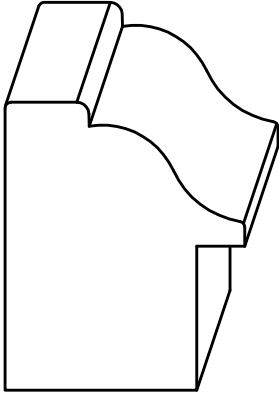
All clear species are supplied in random lengths between 3' and 16', depending on the item. Finger-joint material is generally supplied in 14' through 16' lengths, also dependent on the item. Finger-joint items may have up to 5% of the lengths shorter than 14'.

## *Specified Lengths*

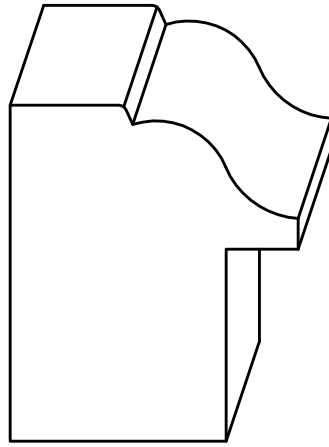
Specified lengths are available for an additional up-charge. These up-charges can vary depending on the item. When specified lengths are ordered, we have the option to ship a combination of lengths to achieve the lengths ordered, but you will not be invoiced for more than 10% of the over-shipment. Specified 16' lengths are subject to availability.

Reprinted 06/2026

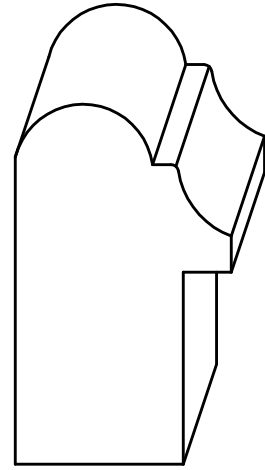
# BACKBANDS



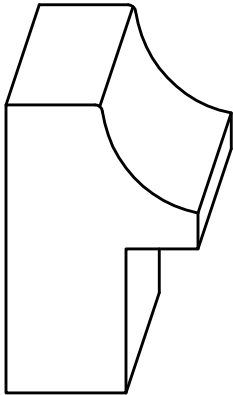
4048-ID-BB  
1¼" x 1½"



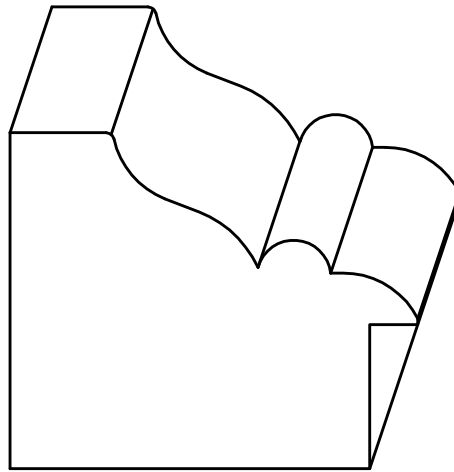
4856-ITC-BB  
1½" x 1¾"



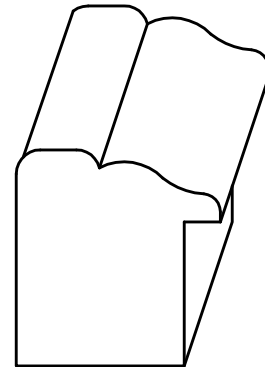
3660-BB  
1⅛" x 1⅞"



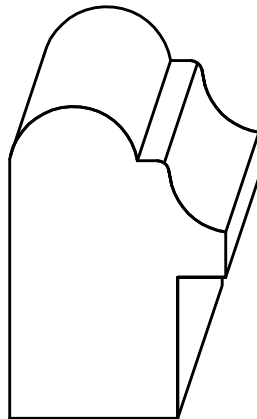
3248-IT-BB  
1" x 1½"



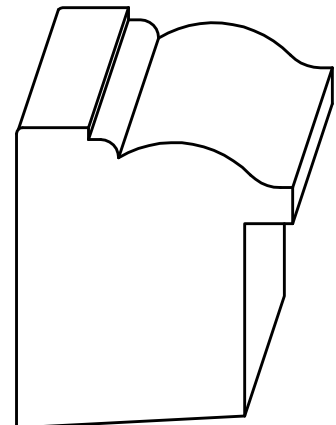
5668-BB  
1¾" x 2⅛"



3436-BB POP \*  
1⅛" x 1⅛"

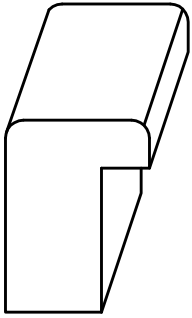


3652-BB POP \*  
1⅛" x 1⅝"

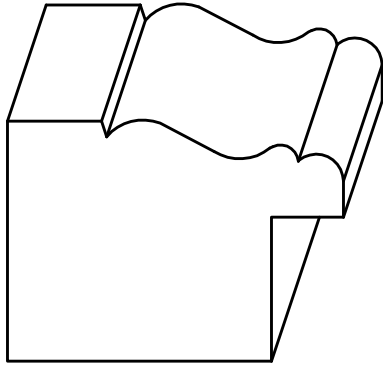


4650-A-BB  
1⅞" x 1⅞"

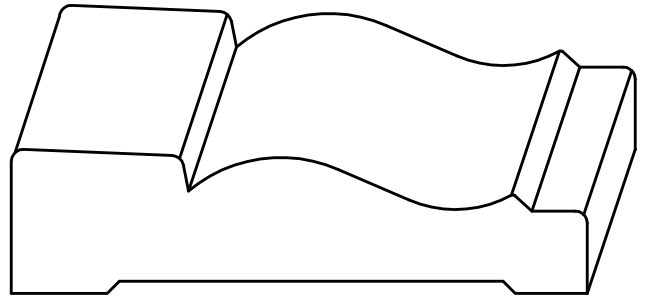
# CASINGS



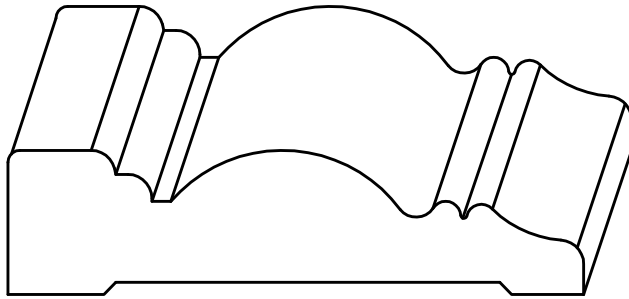
2432-EG-BB POP \*  
 $\frac{3}{4}$ " x 1"



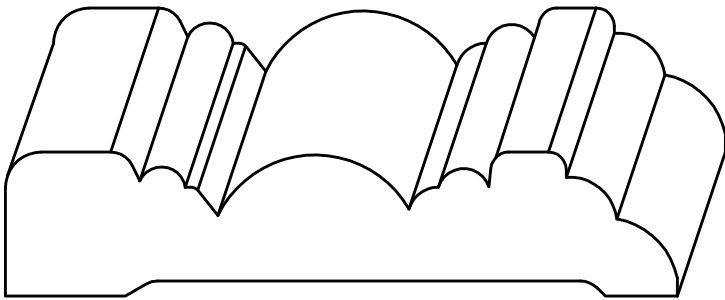
PK553 CAP-POP \*  
 $\frac{1}{4}$ " x  $1\frac{3}{4}$ "



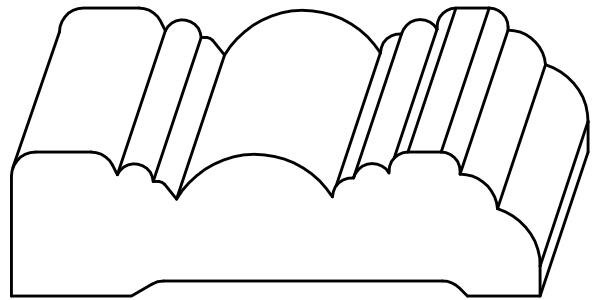
2496-Q-CA -  $\frac{3}{4}$ " x 3"




2496-P-CA -  $\frac{3}{4}$ " x 3"



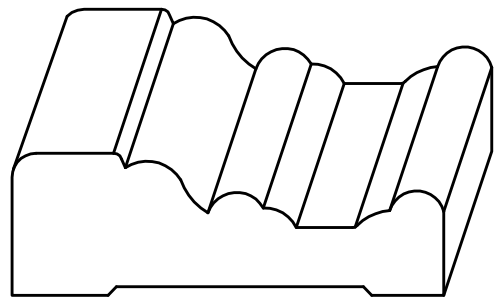
24112-B-CA -  $\frac{3}{4}$ " x  $3\frac{1}{2}$ "



2488-B-CA -  $\frac{3}{4}$ " x  $2\frac{3}{4}$ "

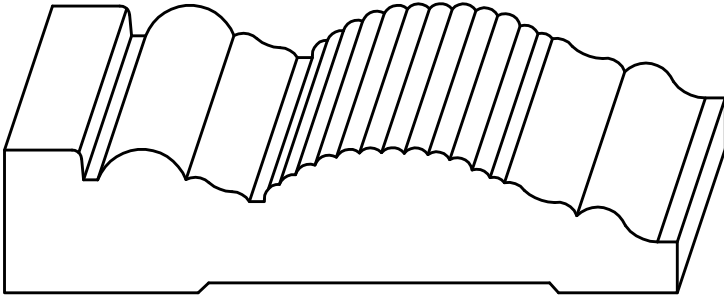
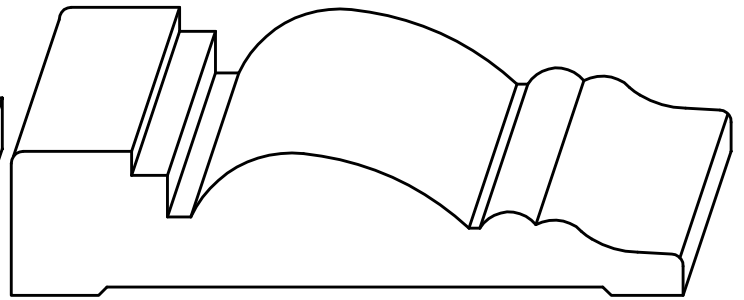

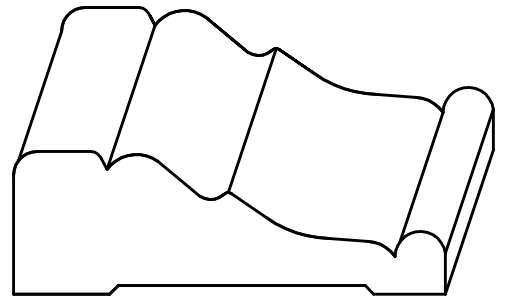
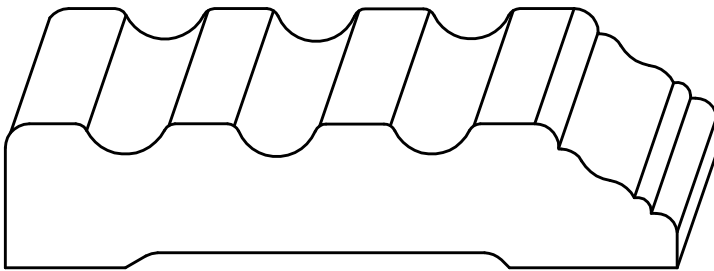
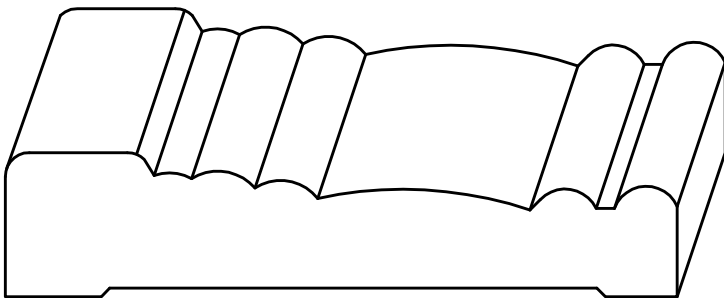


24112-RV-CA -  $\frac{3}{4}$ " x  $3\frac{1}{2}$ "

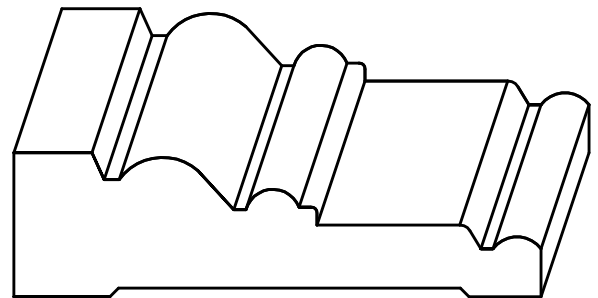


2472-MW-CA -  $\frac{3}{4}$ " x  $2\frac{1}{4}$ "

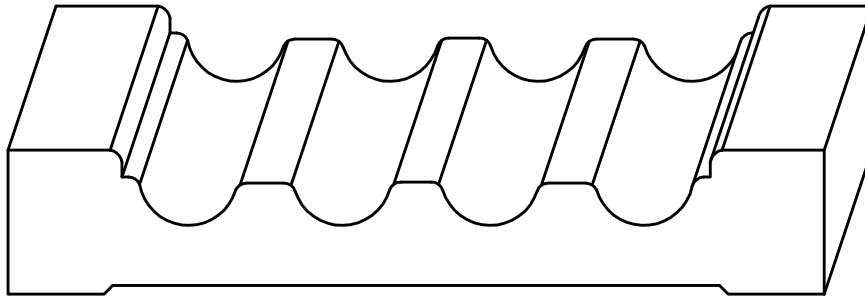
## CASINGS

24112-RD-CA —  $\frac{3}{4}$ " x  $3\frac{1}{2}$ "24112-P-CA —  $\frac{3}{4}$ " x  $3\frac{1}{2}$ "24136-E-CA —  $\frac{3}{4}$ " x  $4\frac{1}{4}$ "2472-B-CA —  $\frac{3}{4}$ " x  $2\frac{1}{4}$ "24112-F-CA —  $\frac{3}{4}$ " x  $3\frac{1}{2}$ "24112-E-CA —  $\frac{3}{4}$ " x  $3\frac{1}{2}$ "

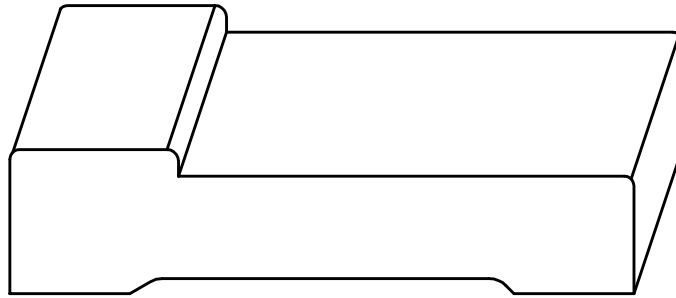
PFJ \* POP \*

2488-E-CA —  $\frac{3}{4}$ " x  $2\frac{3}{4}$ "

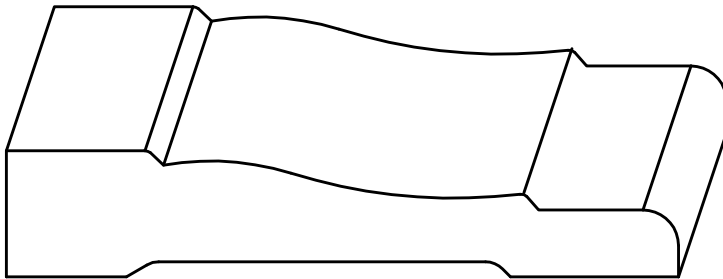
# CASINGS



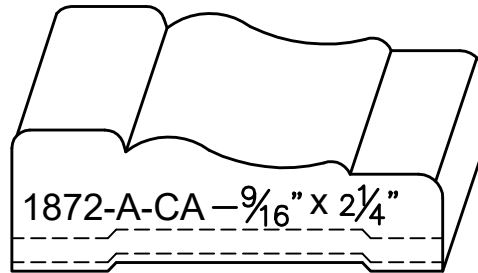
24136-RF-CA -  $\frac{3}{4}$ " x  $4\frac{1}{4}$ "



24104-DD1-CA -  $\frac{3}{4}$ " x  $3\frac{1}{4}$ "



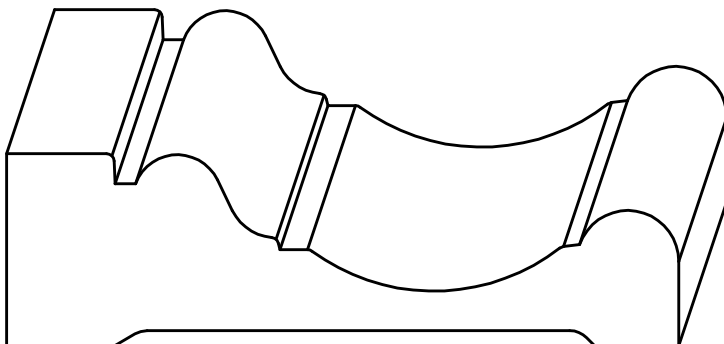
WP-PWP-WM444 -  $2\frac{1}{32}$ " x  $3\frac{1}{2}$ " \*



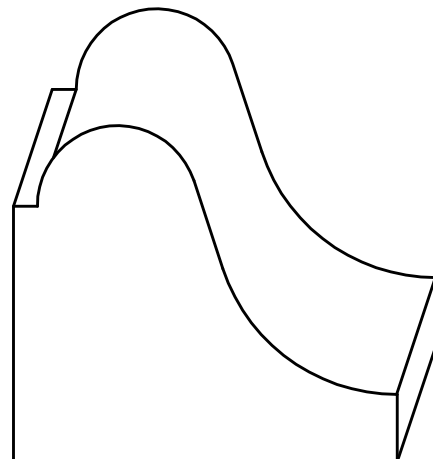
1872-A-CA -  $\frac{9}{16}$ " x  $2\frac{1}{4}$ "

WM-356 -  $1\frac{1}{16}$ " x  $2\frac{1}{4}$ " WP-PWP \*

2472-A-CA -  $\frac{3}{4}$ " x  $2\frac{1}{4}$ "




32112-IT2-CA - 1" x  $3\frac{1}{2}$ "



5664-IT2-CA -  $1\frac{3}{4}$ " x 2"


## CASINGS




24104-C-CA  
 $\frac{3}{4}$ " x  $\frac{3}{4}$ "




2472-C-CA  
 $\frac{3}{4}$ " x  $2\frac{1}{4}$ "



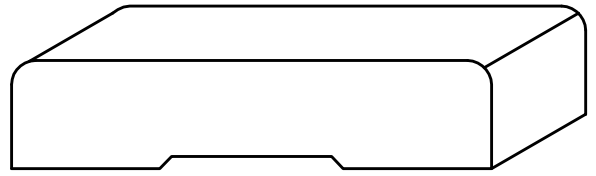
24112-R-CA  
 $\frac{3}{4}$ " x  $3\frac{1}{2}$ "



24104-R-CA  
 $\frac{3}{4}$ " x  $3\frac{1}{4}$ "



E412 E2E PWP \*  
 $1\frac{1}{16}$ " x  $3\frac{1}{2}$ "



472 E2E PWP \*  
 $\frac{9}{16}$ " x  $2\frac{1}{2}$ "

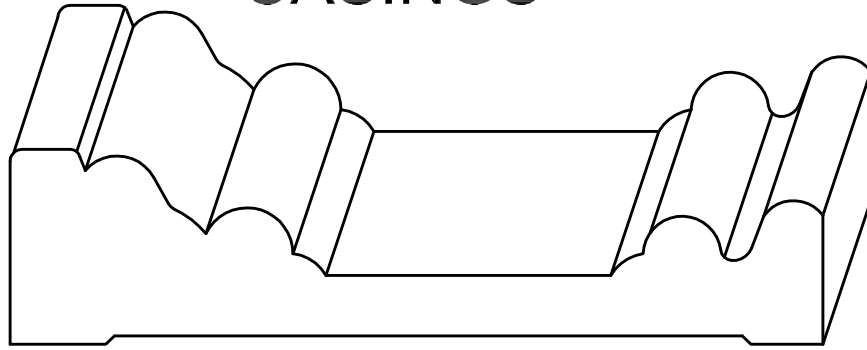


453 E2E PWP \*  
 $1\frac{1}{16}$ " x  $2\frac{1}{4}$ "

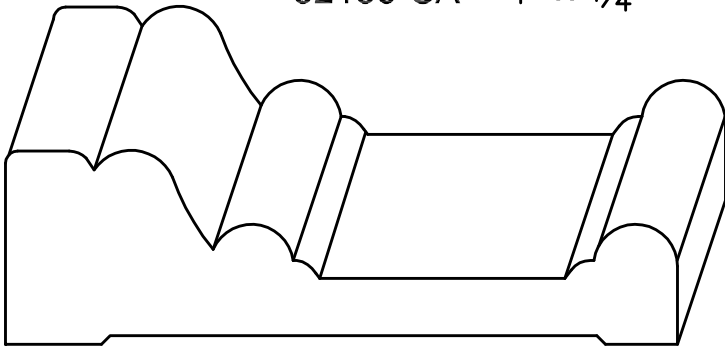


2488-2R18-CA  
 $\frac{3}{4}$ " x  $2\frac{3}{4}$ "

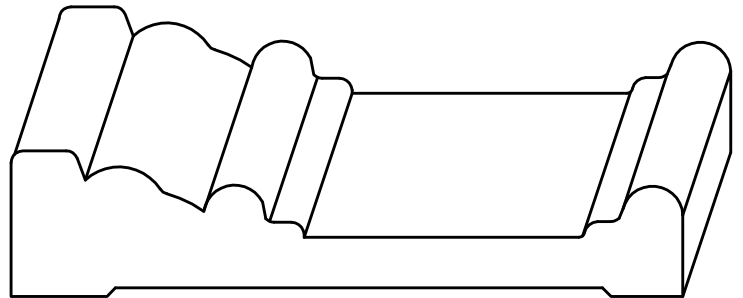
# CASINGS



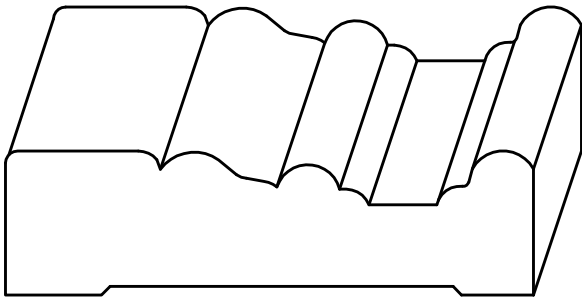
32136-CA — 1" x 4¼"



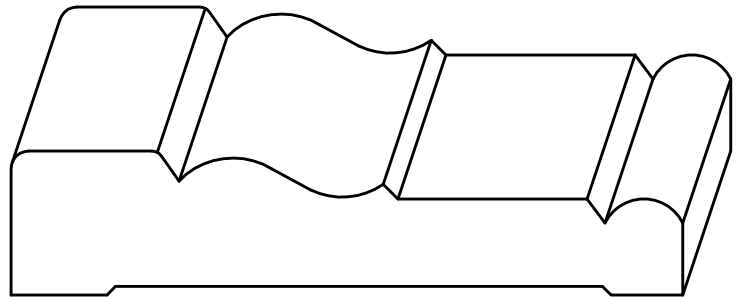
32112-H-CA — 1" x 3½" POP



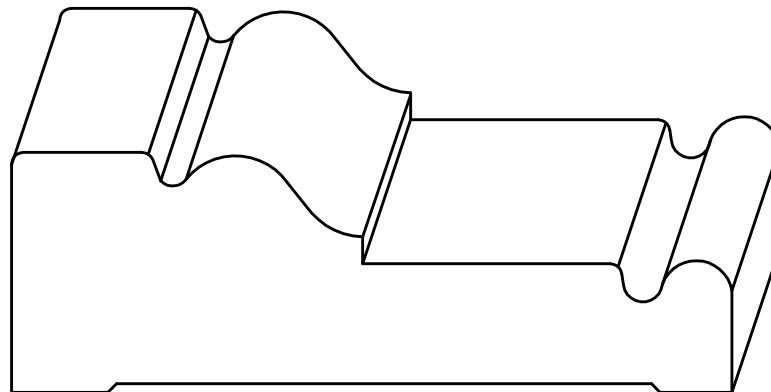
24112-CA — ¾" x 3½" POP \*  
PWP \*



2488-CA — ¾" x 2¾" POP \*  
PWP \*

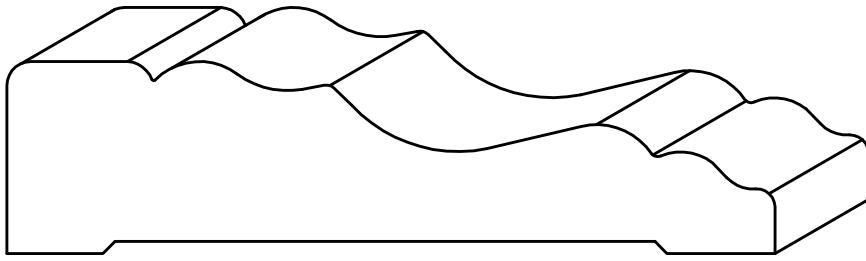


24112-C-CA — ¾" x 3½" PFJ \*

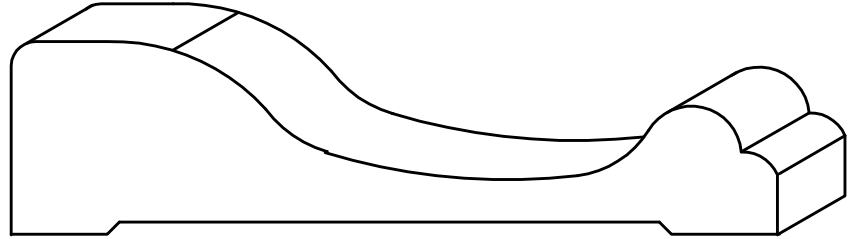


40120-CA — 1¼" x 3¾"

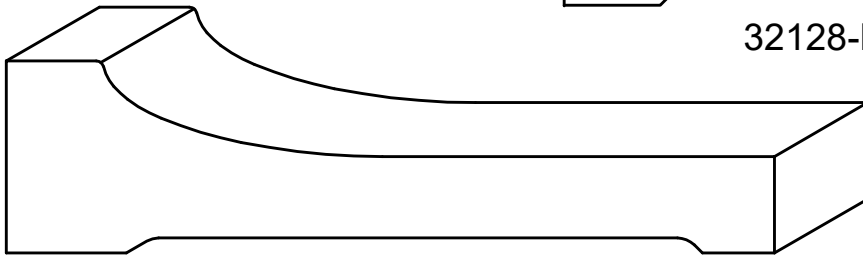
# CASINGS



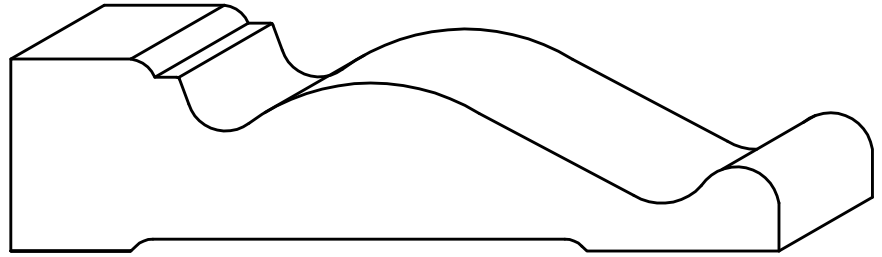
32128-J-CA - 1" x 4"



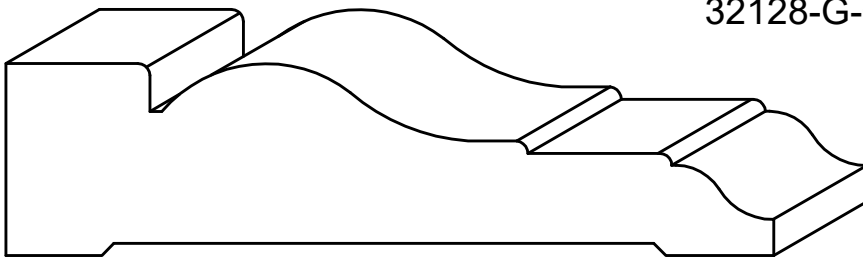
32128-K-CA - 1" x 4"



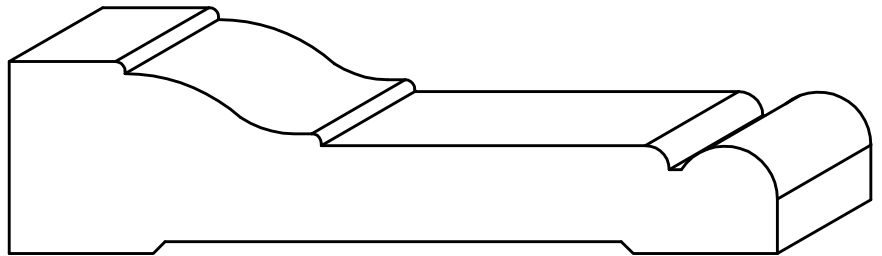
32128-T-CA - 1" x 4"



32128-G-CA - 1" x 4"

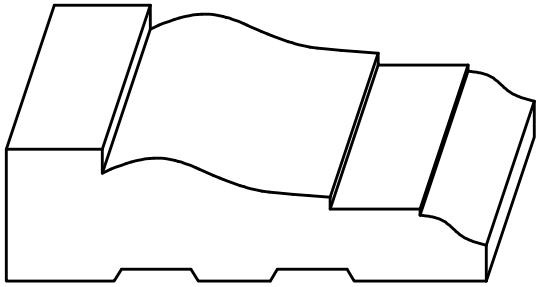


32128-H-CA - 1" x 4"

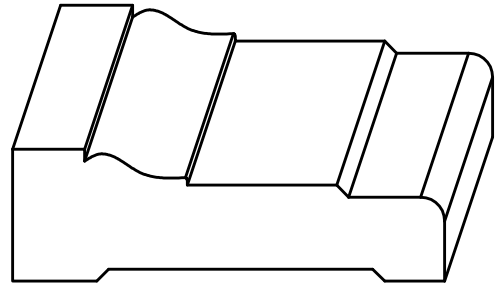


32128-I-CA - 1" x 4"

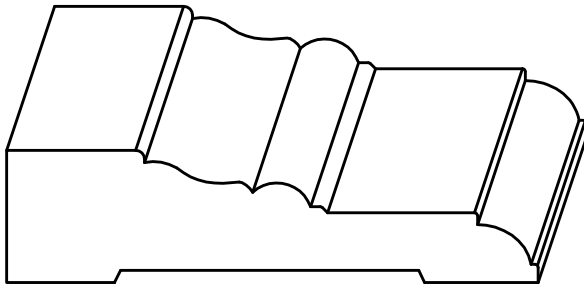
# CASINGS



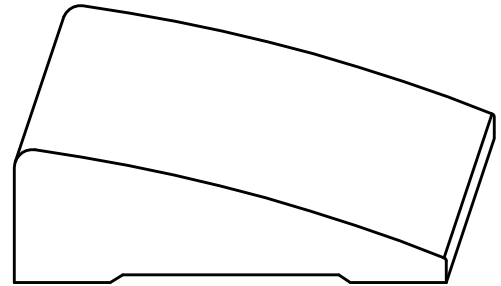
245-WP —  $1\frac{1}{16}$ " x  $2\frac{1}{2}$ " \*  
 245-OAK —  $1\frac{1}{16}$ " x  $2\frac{1}{2}$ " \*  
 245-PWP —  $1\frac{1}{16}$ " x  $2\frac{1}{2}$ " \*



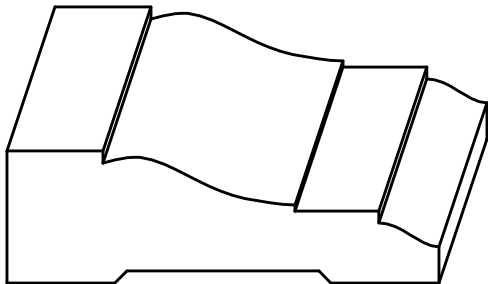
260-WP —  $1\frac{1}{16}$ " x  $2\frac{1}{4}$ " \*  
 260-PWP —  $1\frac{1}{16}$ " x  $2\frac{1}{4}$ " \*



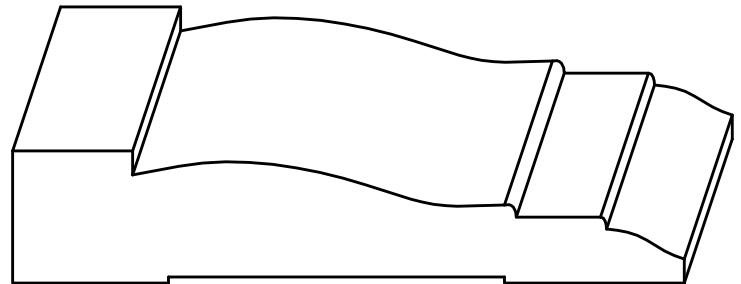
PK131-POP —  $1\frac{1}{16}$ " x  $2\frac{3}{4}$ " \*



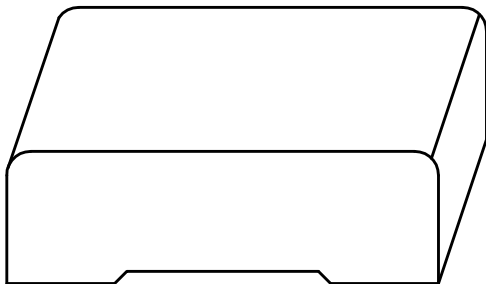
261-WP —  $1\frac{1}{16}$ " x  $2\frac{1}{4}$ " \*  
 261-PWP —  $1\frac{1}{16}$ " x  $2\frac{1}{4}$ " \*



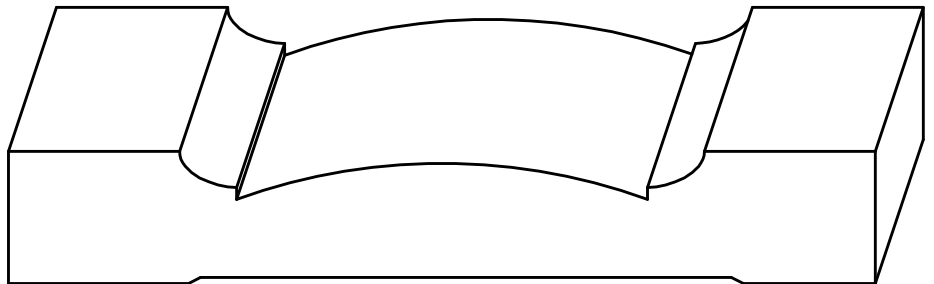
366-WP —  $1\frac{1}{16}$ " x  $2\frac{1}{4}$ " \*  
 366-PWP —  $1\frac{1}{16}$ " x  $2\frac{1}{4}$ " \*



262-WP —  $1\frac{1}{16}$ " x  $3\frac{1}{2}$ " \*  
 262-PWP —  $1\frac{1}{16}$ " x  $3\frac{1}{2}$ " \*  
 262-OAK —  $1\frac{1}{16}$ " x  $3\frac{1}{2}$ " \*

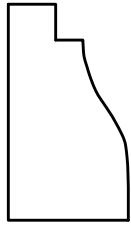
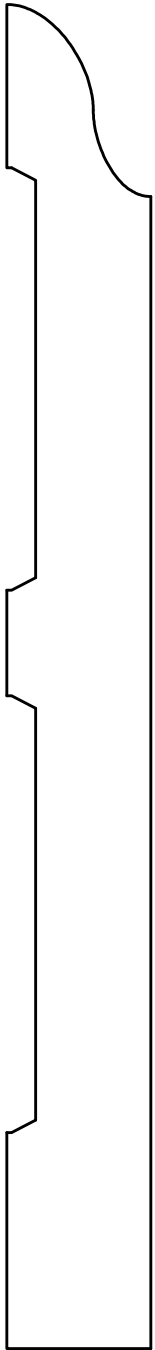


453-WP —  $1\frac{1}{16}$ " x  $2\frac{1}{4}$ " \*

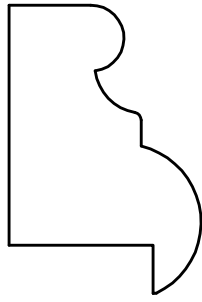


250 YP COL —  $\frac{3}{4}$ " x  $4\frac{1}{2}$ " \*

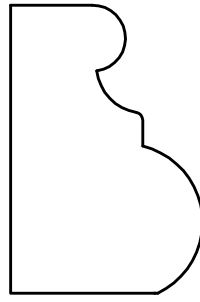
# BASEBOARDS



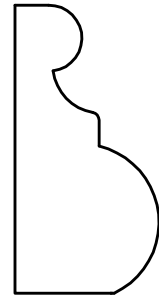
WM 73-YP-POP \*  
5/8" x 1/8"  
Base cap




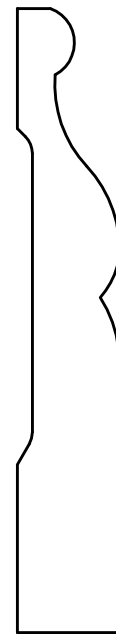
3248-ITC-BC  
1" x 1/2"  
Base cap



3248-US-BC  
1" x 1/2"  
Base cap



2448-US-BC  
3/4" x 1/2"  
Base cap



116-YP \*  
3/4" x 7"

115-WP & PWP \*  
9/16" x 5 1/4"

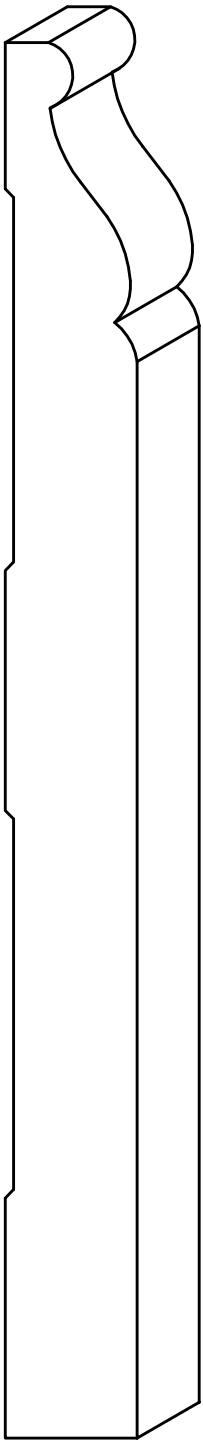
7613-PWP \*  
9/16" x 5 1/4"

7612-PWP \*  
9/16" x 4 1/4"

18104-CB PWP \*  
9/16" x 3 1/4"

PK21-PWP \*  
5/8" x 5 1/4"

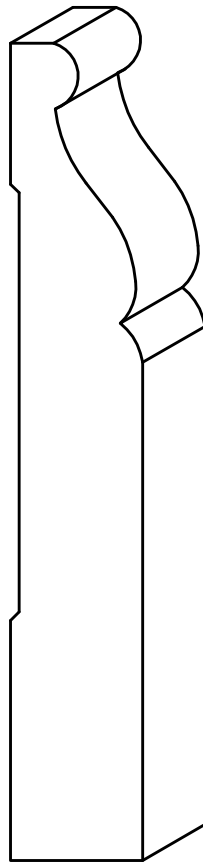
# BASEBOARDS




22232-CB  
 $1\frac{1}{16}$ " x  $7\frac{1}{4}$ "  
 POP \*  
 PFJ \*



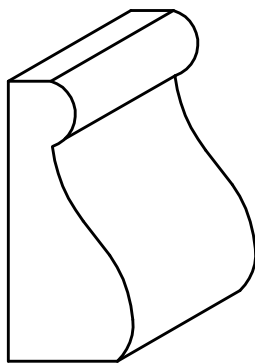
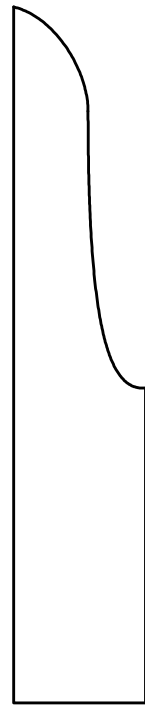
22168-CB POP \*  
 $1\frac{1}{16}$ " x  $5\frac{1}{4}$ "



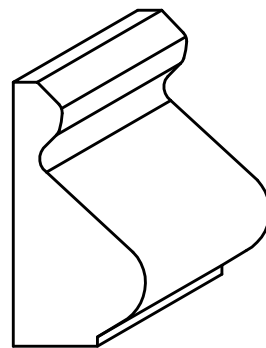
22136-CB POP \*  
 $1\frac{1}{16}$ " x  $4\frac{1}{4}$ "



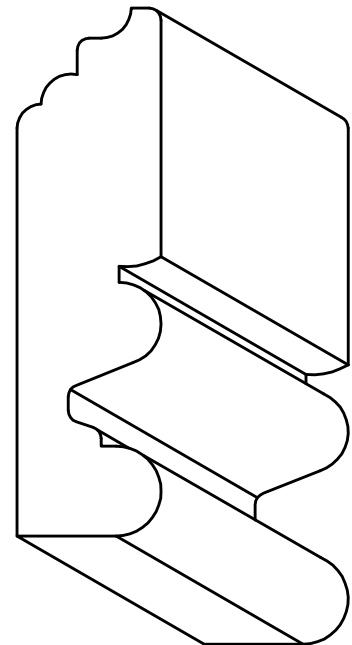
22104-CB \* HISTORICAL CAP YP \*  
 $1\frac{1}{16}$ " x  $3\frac{1}{4}$ "  
 POP



2148-CB  
 $2\frac{1}{32}$ " x  $1\frac{1}{2}$ "  
 Baseboard Cap




2244-B POP \*  
 $1\frac{1}{16}$ " x  $1\frac{3}{8}$ "  
 Baseboard Cap

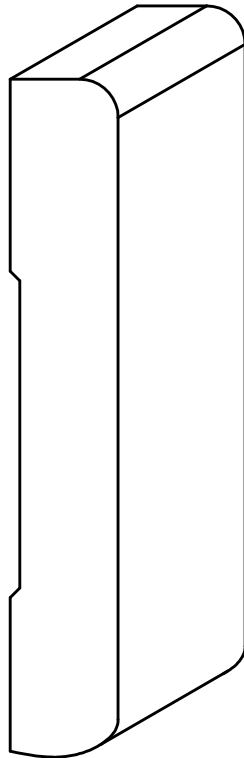


2488-EJ-CB  
 $\frac{3}{4}$ " x  $2\frac{3}{4}$ "  
 Crown Base

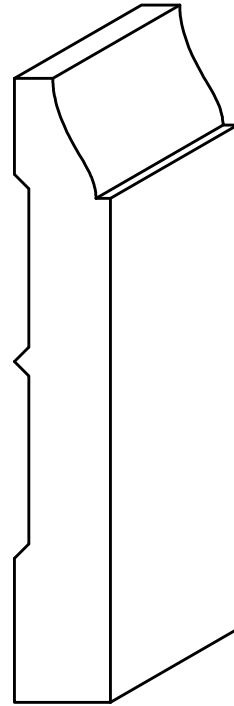
# BASEBOARDS



117-WP\*PWP\*  
9/16" x 3/4"




432-WP\*  
9/16" x 3/2"




WM623-PWP\*  
9/16" x 3/4"




118-WP\*PWP\*  
9/16" x 3/4" x 3"



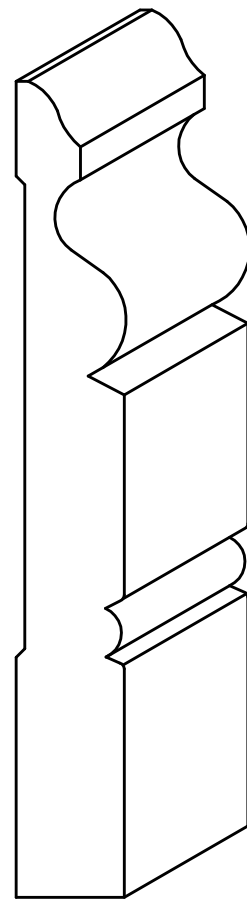
18168-OG-B  
9/16" x 5/4"



18136-OG-B  
9/16" x 4/4"

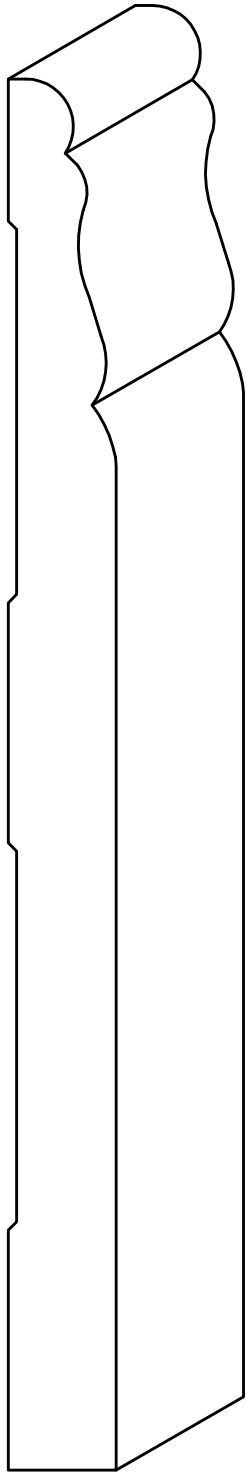


18104-OG-B  
9/16" x 3/4"

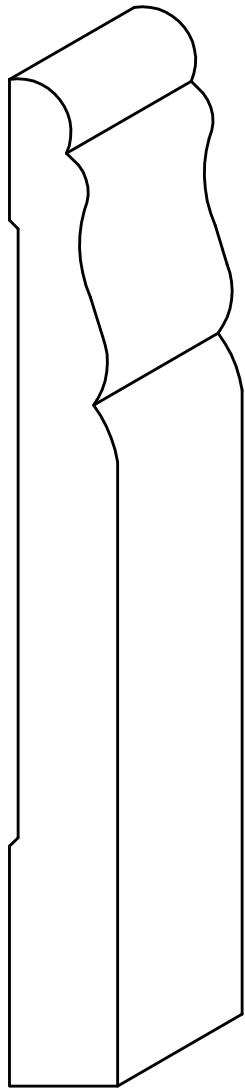


18136-TB  
9/16" x 4/4"


# BASEBOARDS



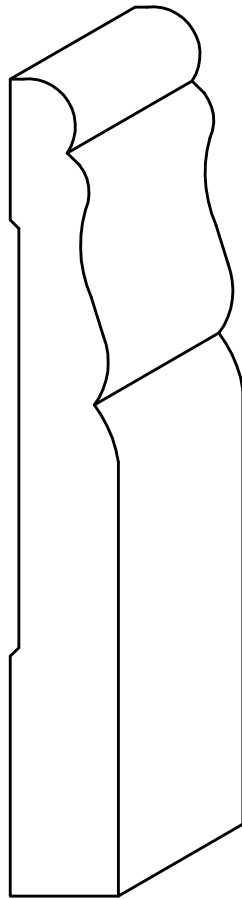
18232-B  
 $\frac{9}{16}$ " x  $7\frac{1}{4}$ "



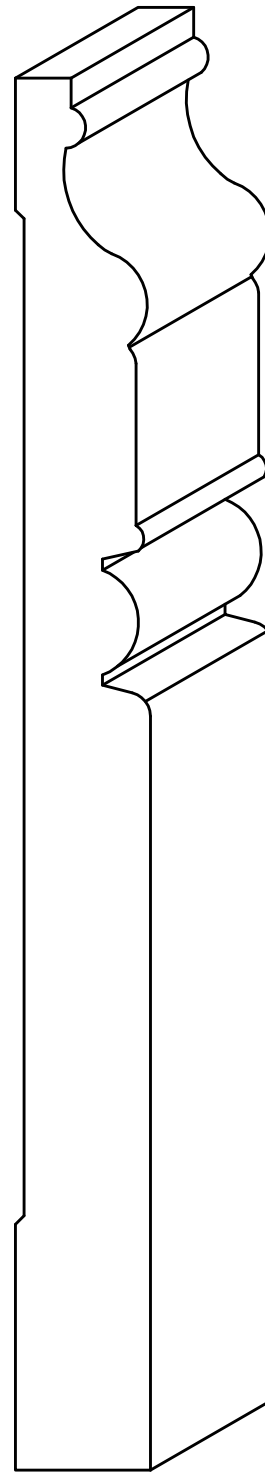
18168-B  
 $\frac{9}{16}$ " x  $5\frac{1}{4}$ "  
POP \* PFJ \*



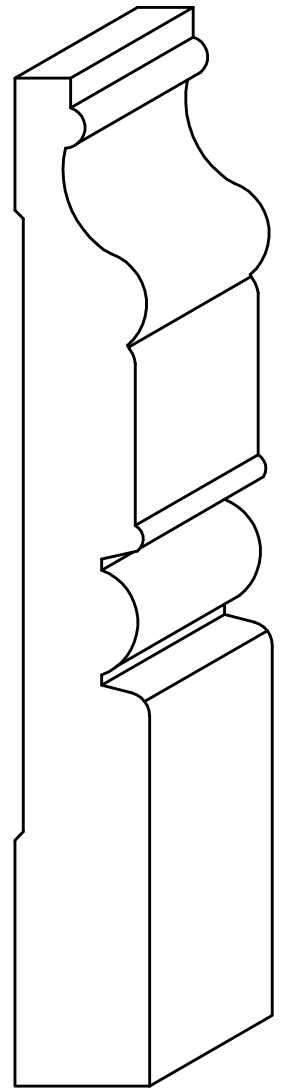
16104-B  
 $\frac{1}{2}$ " x  $3\frac{1}{4}$ "



18136-B  
 $\frac{9}{16}$ " x  $4\frac{1}{4}$ "  
POP \* PFJ \*




22232-E-B  
 $1\frac{1}{16}$ " x  $7\frac{1}{4}$ "




22168-E-B  
 $1\frac{1}{16}$ " x  $5\frac{1}{4}$ "


# BASEBOARDS




20232-1R18-B  
5/8" x 7/4"




14168-1B14-B  
7/16" x 5/4"




20168-1R18-B  
5/8" x 5/4"




618-WP \*PWP \*  
9/16" x 5/4"



17168-1R18-B PWP  
9/16" x 5/4" \*

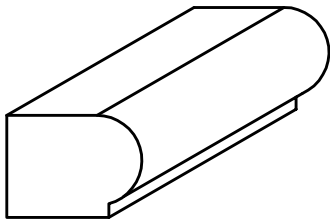


14104-1B14-B  
7/16" x 3/4"



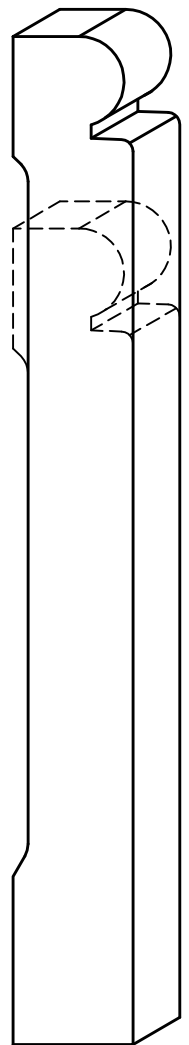
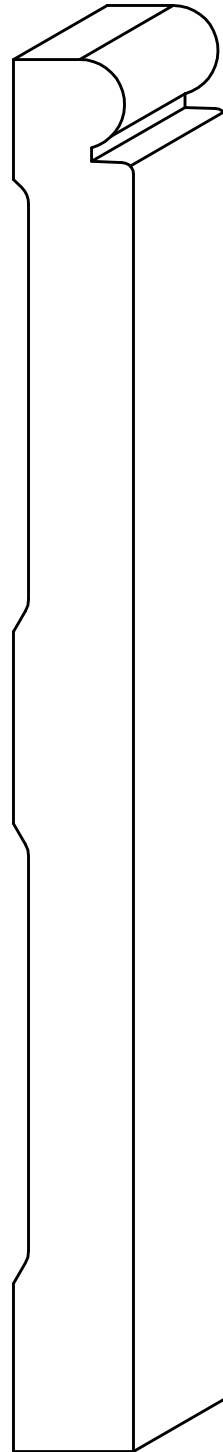
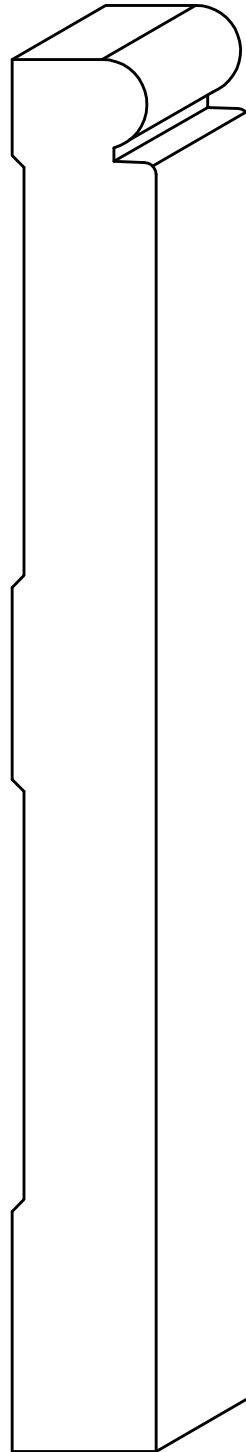


433E E1E PWP \*  
9/16" x 3/4"

# BASEBOARDS



1723-BD-BC  
1 7/32" x 2 3/32" Base Cap



24112-BD-B  
3/4" x 3 1/2"

24168-BD-B  
3/4" x 5 1/4"

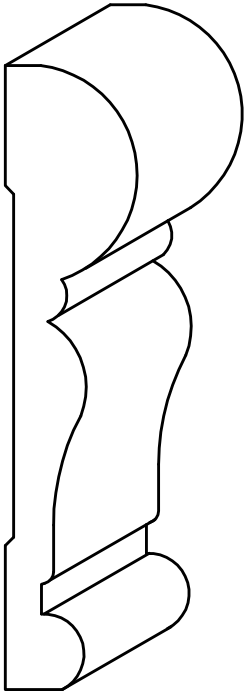
24232-BD-B  
3/4" x 7 1/4"

20232-BD-B  
5/8" x 7 1/4"

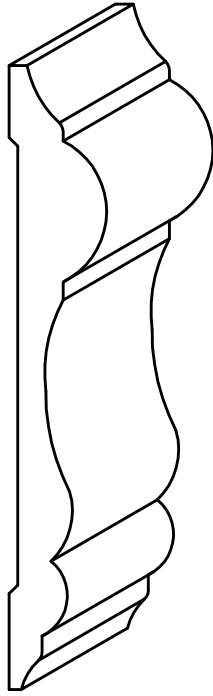
20168-BD-B  
5/8" x 5 1/4"

20136-BD-B  
5/8" x 4 1/4"

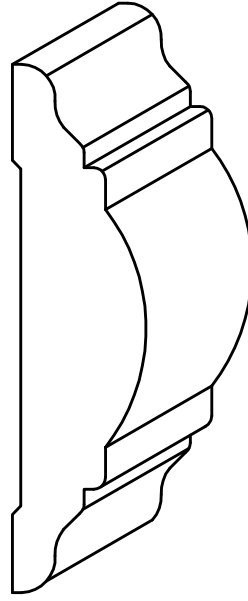
# CHAIR RAILS




22104-CH POP \*  
 $1\frac{1}{16}$ " x  $3\frac{1}{4}$ "



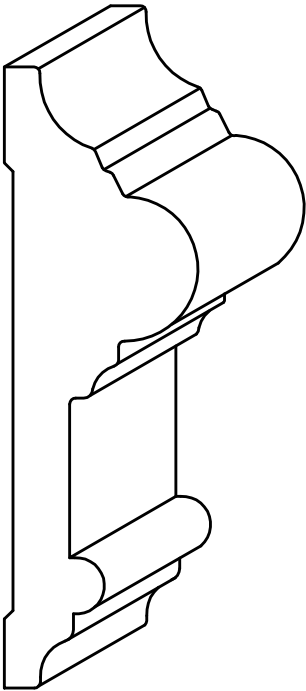
16104-CH POP \*  
 $\frac{1}{2}$ " x  $3\frac{1}{4}$ "



2288-CH  
 $1\frac{1}{16}$ " x  $2\frac{3}{4}$ "

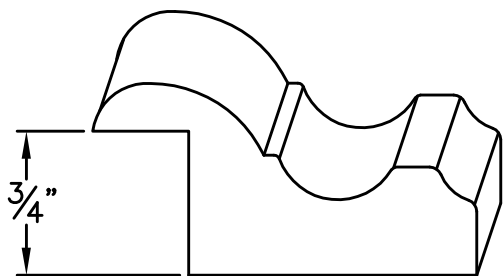


112-WP \* PWP \*  
 $1\frac{1}{16}$ " x  $2\frac{5}{8}$ "

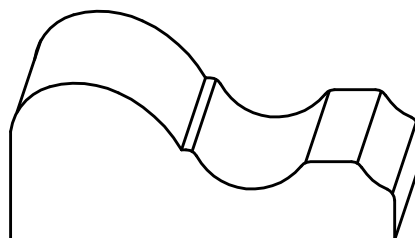


32104-CH  
 1" x  $3\frac{1}{4}$ "

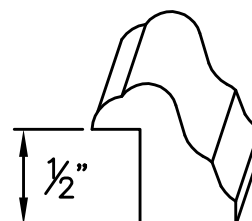
# PANEL MOULDS



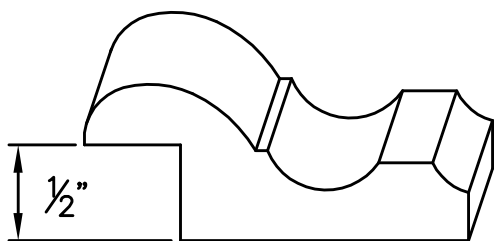
3264-PR POP \*  
1" x 2"



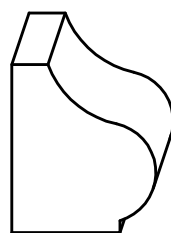
2664-P POP \*  
1 3/16" x 2"



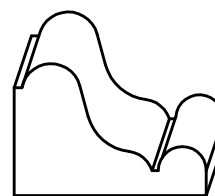
2424-R-WP \* POP \*  
3/4" x 3/4"



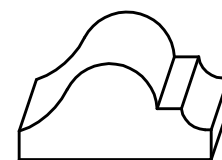
2664-PR POP \*  
1 3/16" x 2"



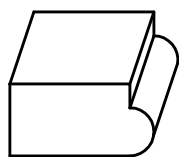
2428-ITC-PM  
3/4" x 7/8"



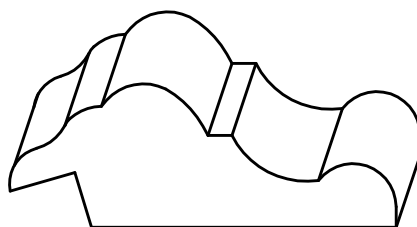
2232-TM  
1 1/16" x 1"



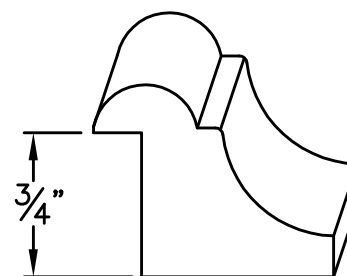
1632-CK-PM  
1/2" x 1"



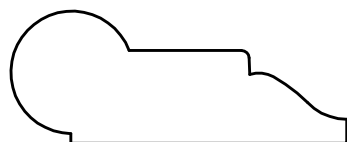
1224-KR  
3/8" x 3/4"



2464-PM Can be positioned to accommodate  
a thickness of 3/16" to 3/4".  
3/4" x 2"



3240-PR  
1" x 1 1/4"

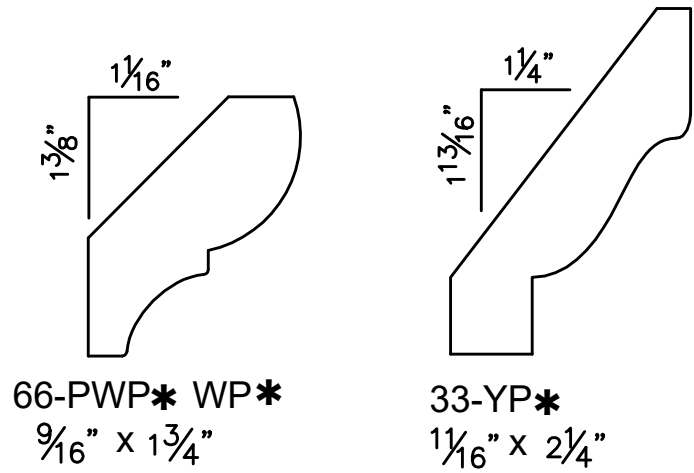
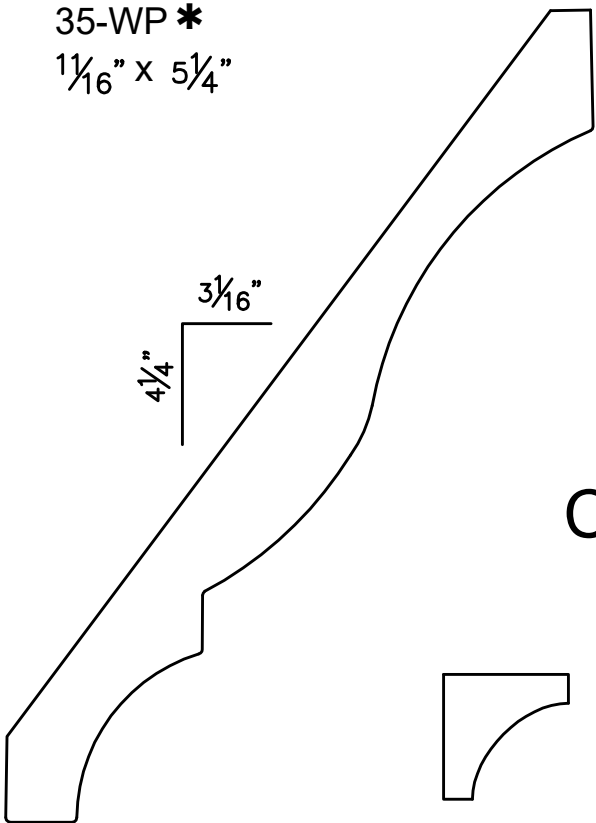
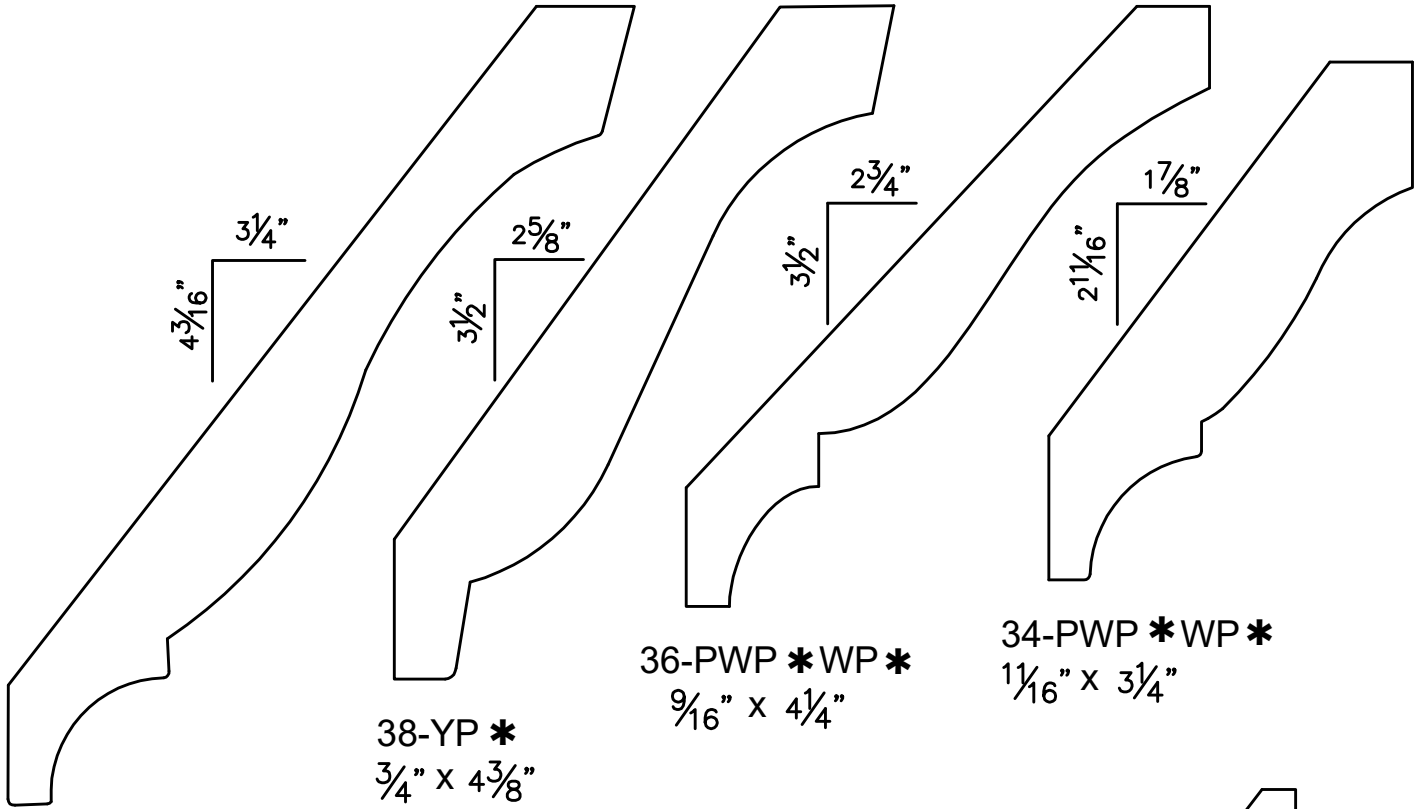


2256-IT-PM - 1 1/16" x 1 3/4"  
Panel Mould

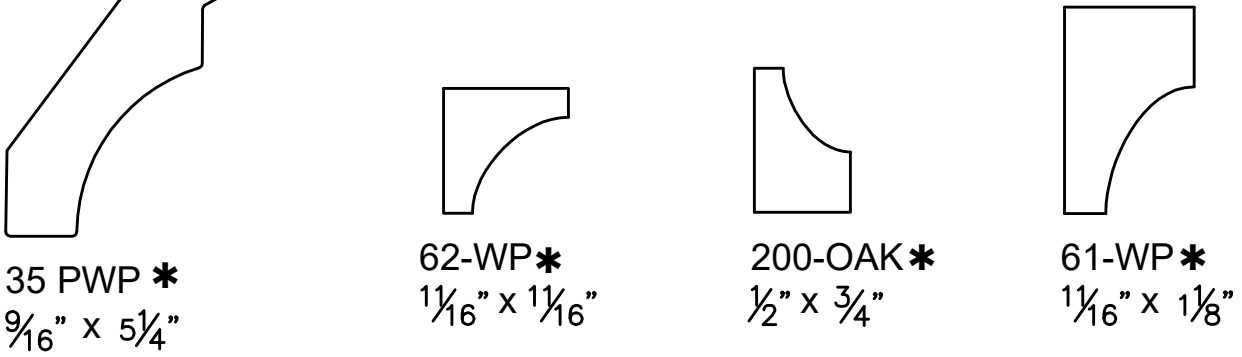


263-WP - 3/8" x 1 1/8"  
Panel Moulding \*

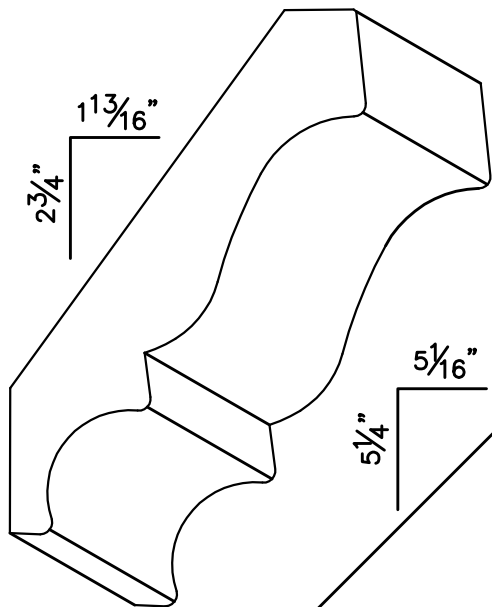
# CROWNS



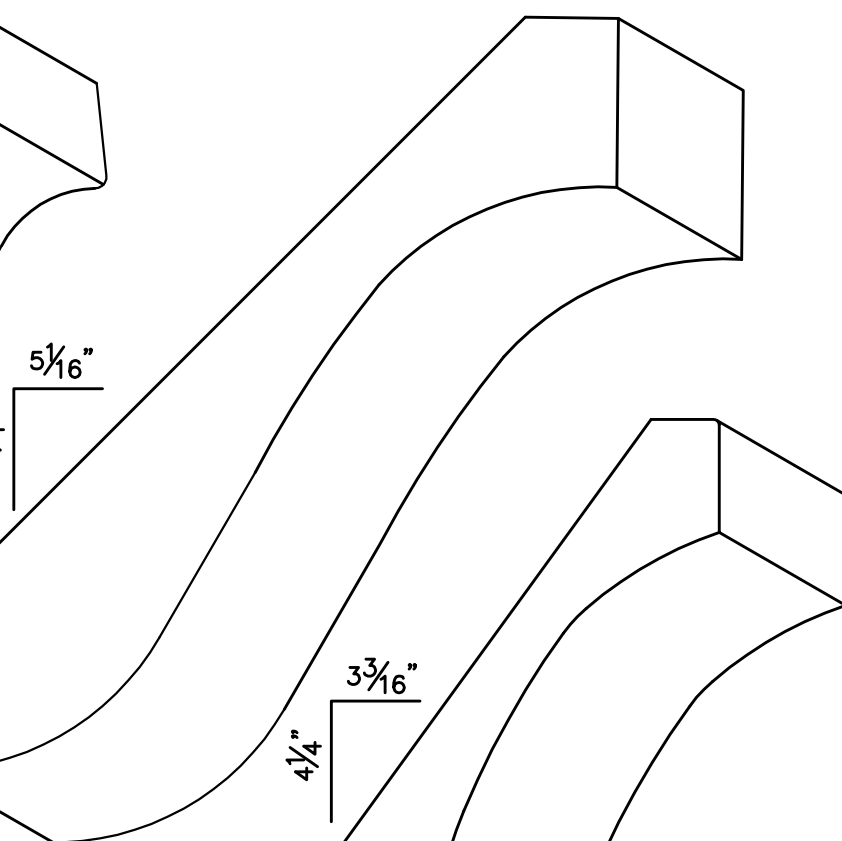
# COVE MOULDS



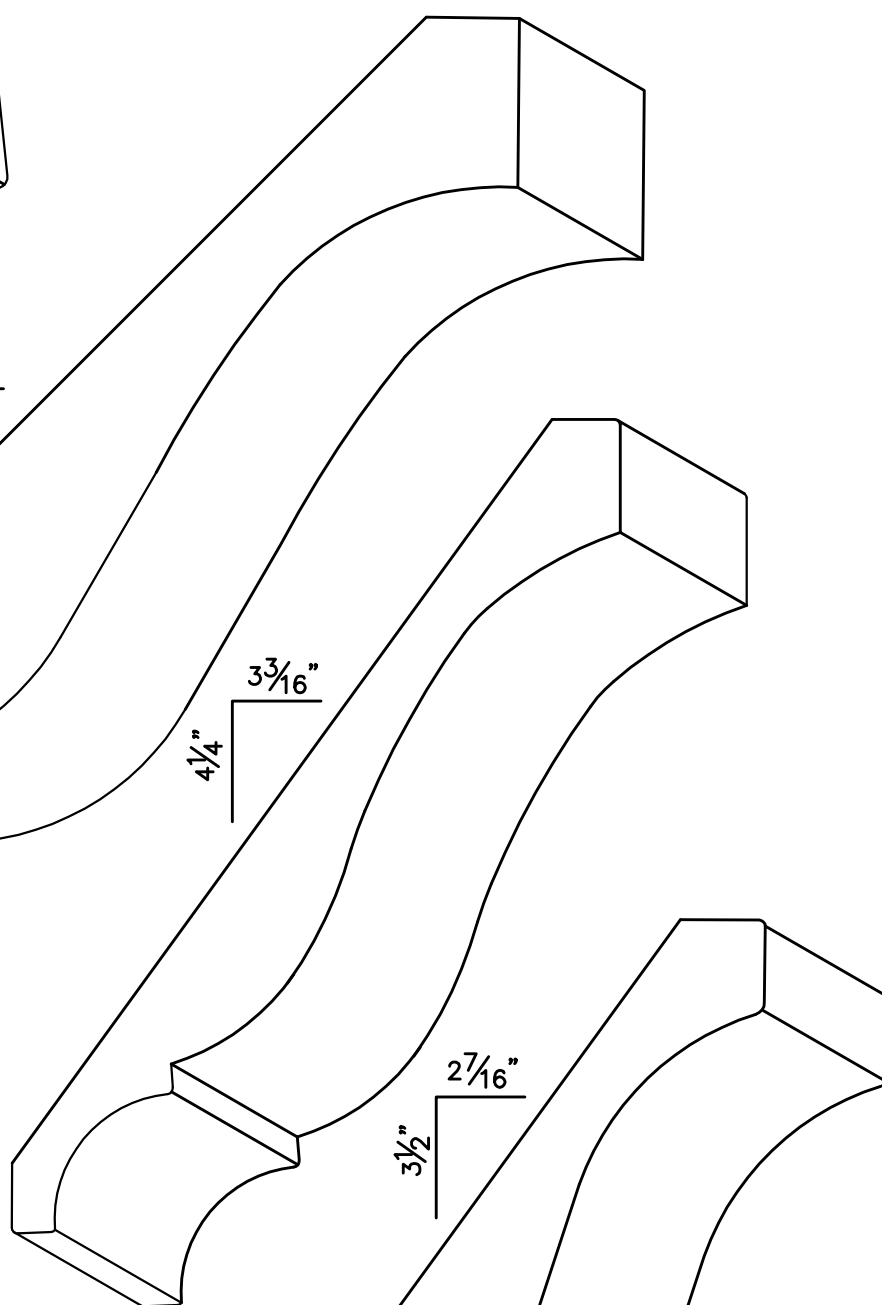
# CROWNS



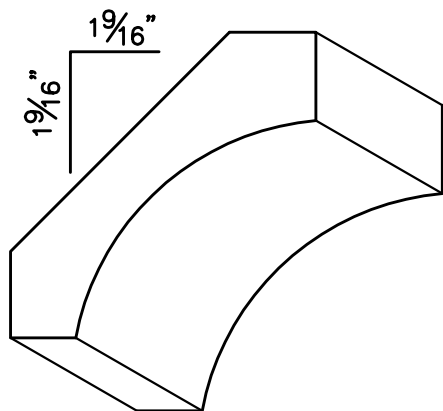
20104-B-CR  
 $\frac{5}{8}$ " x  $\frac{3}{4}$ "  
POP \*



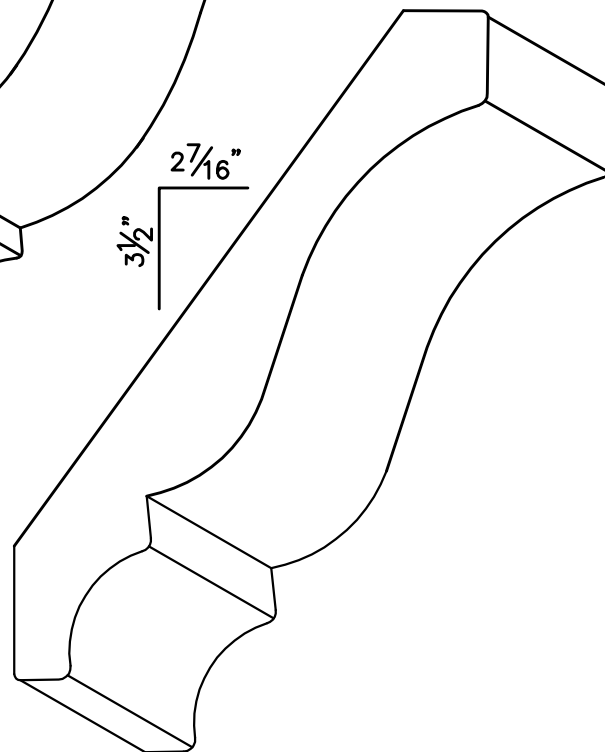
32232-B-CR  
1" x  $7\frac{1}{4}$ "



20168-B-CR  
 $\frac{5}{8}$ " x  $5\frac{1}{4}$ "

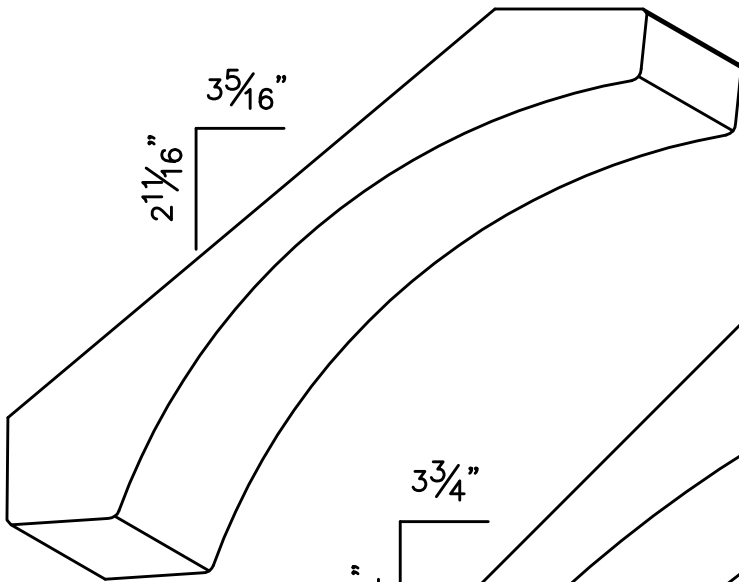


84-YP\*  
 $\frac{9}{16}$ " x  $2\frac{1}{4}$ "

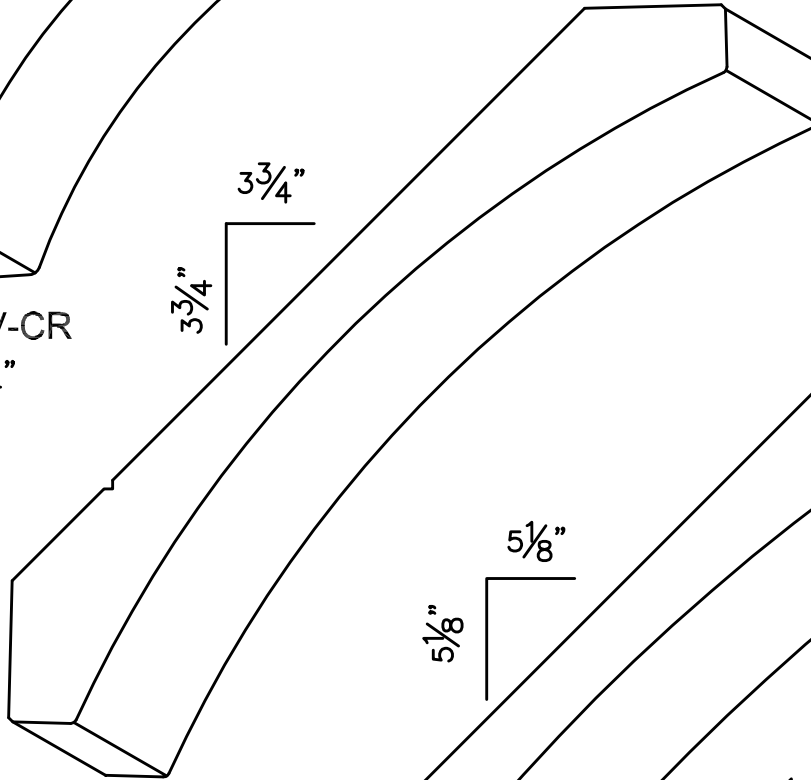


20136-B-CR  
 $\frac{5}{8}$ " x  $4\frac{1}{4}$ "

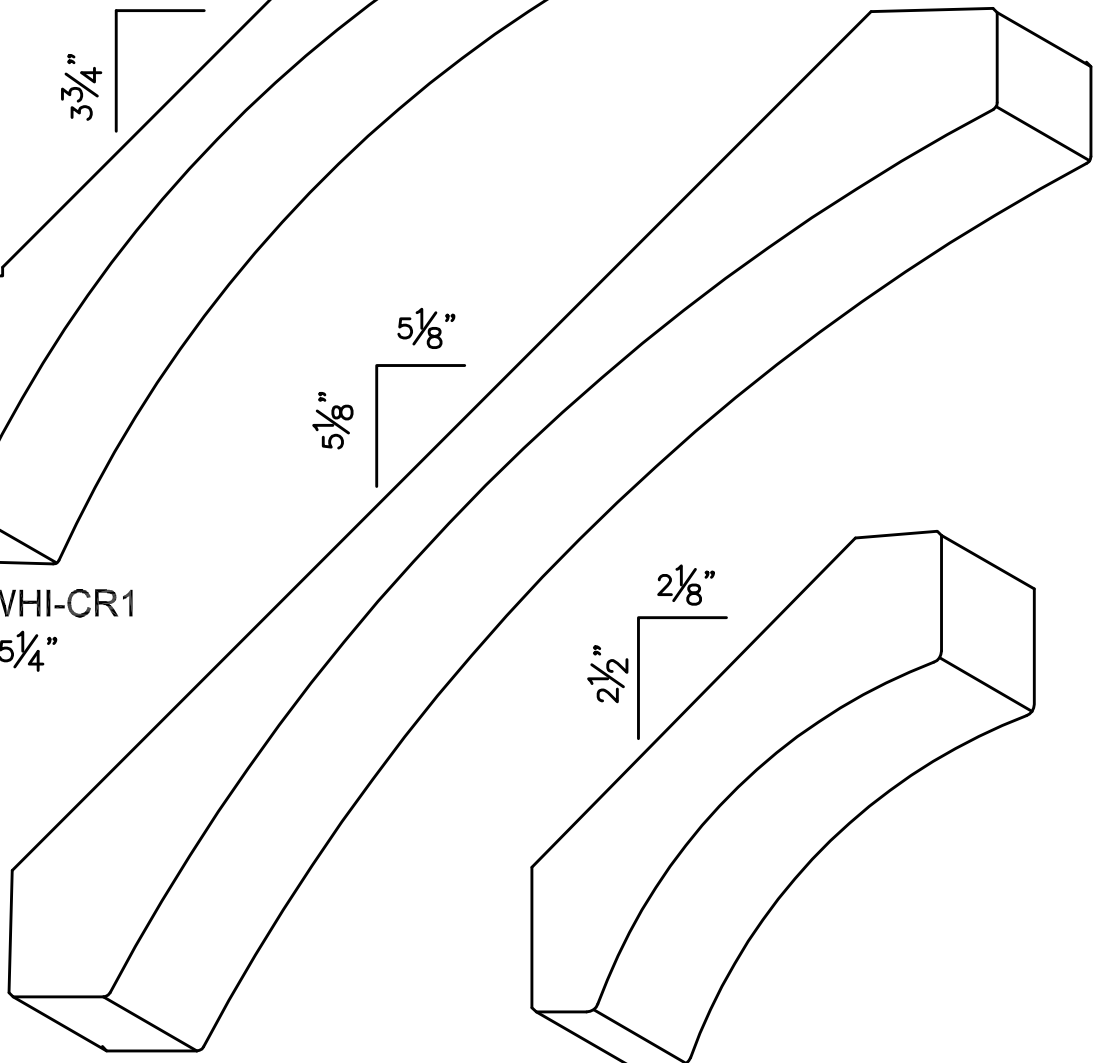
# CROWNS



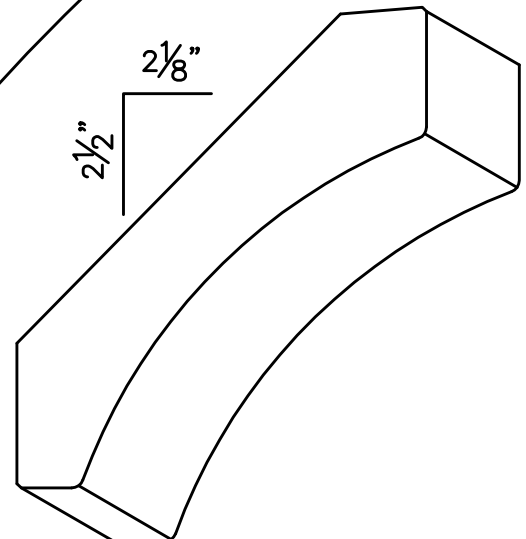
24136-CV-CR  
3/4" x 4 1/4"



24168-WHI-CR1  
3/4" x 5 1/4"  
PFJ \*

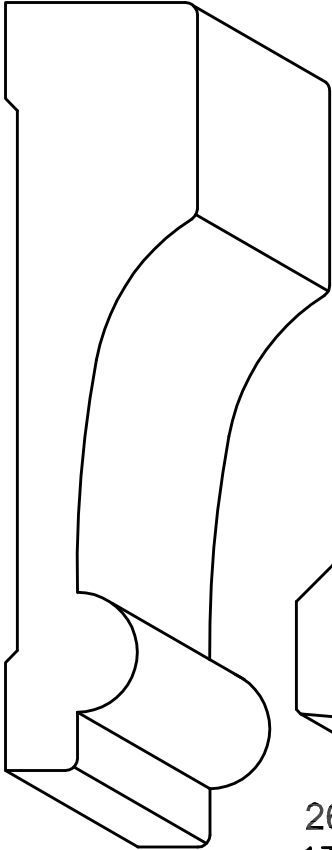


26232-CV-CR  
1 3/16" x 7 1/4"

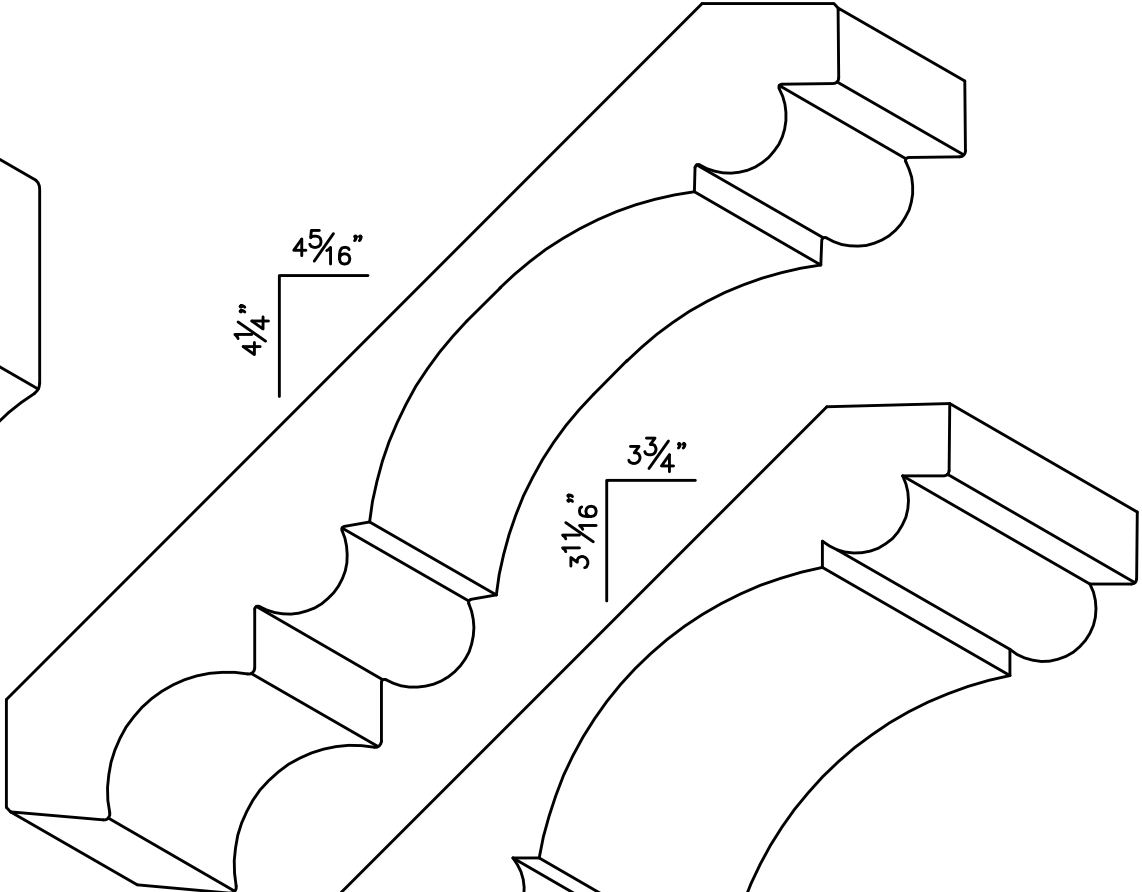


24104-ITC-CR  
3/4" x 3 1/4"

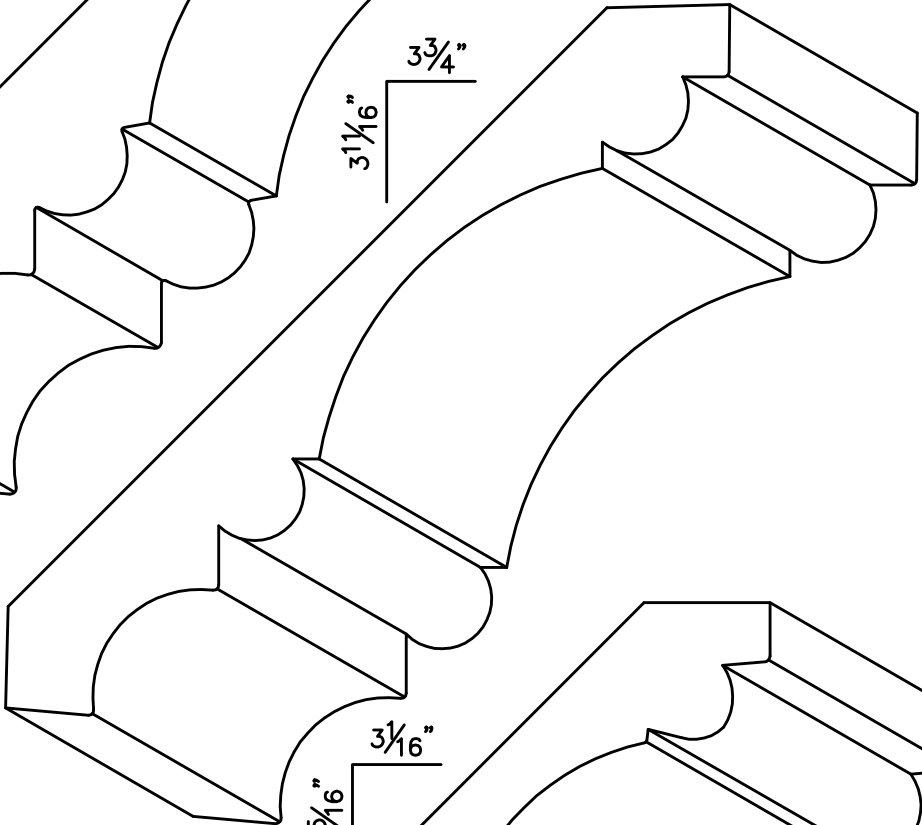
# CROWNS & CROWN BACKERS



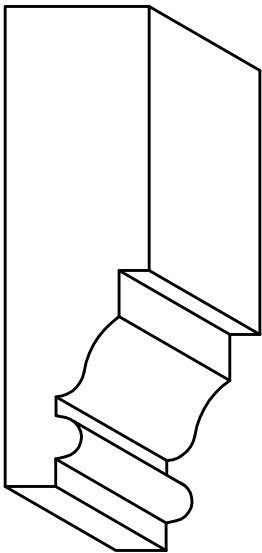
32128-CRB  
1" x 4"



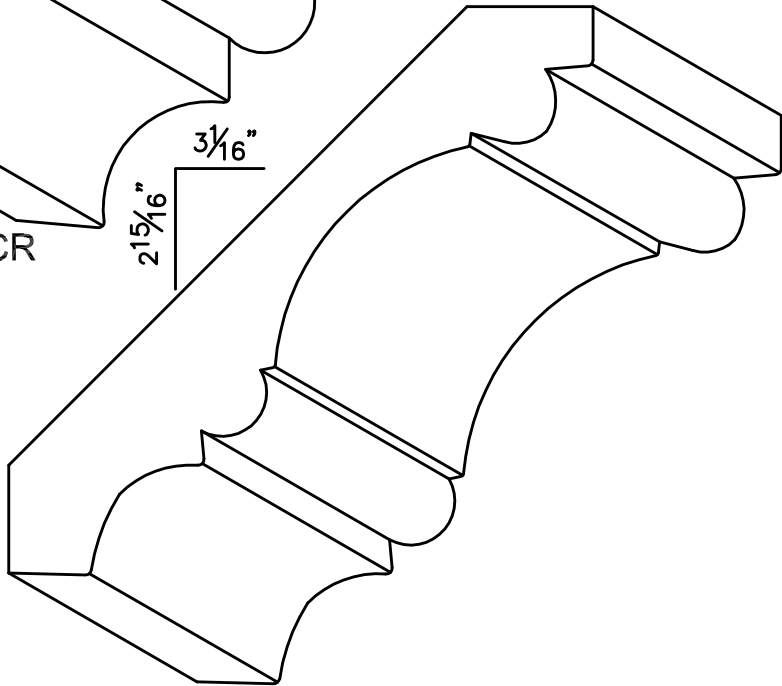
26192-CR  
1 3/16" x 6"



24168-A-CR  
3/4" x 5 1/4"  
PFJ \*

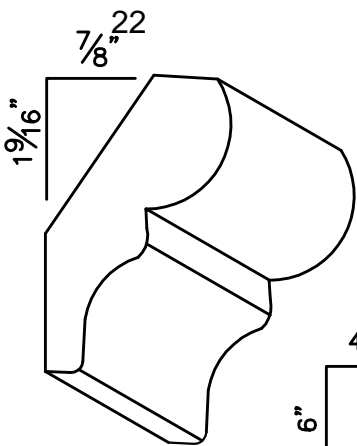


2480-CRB  
3/4" x 2 1/2"

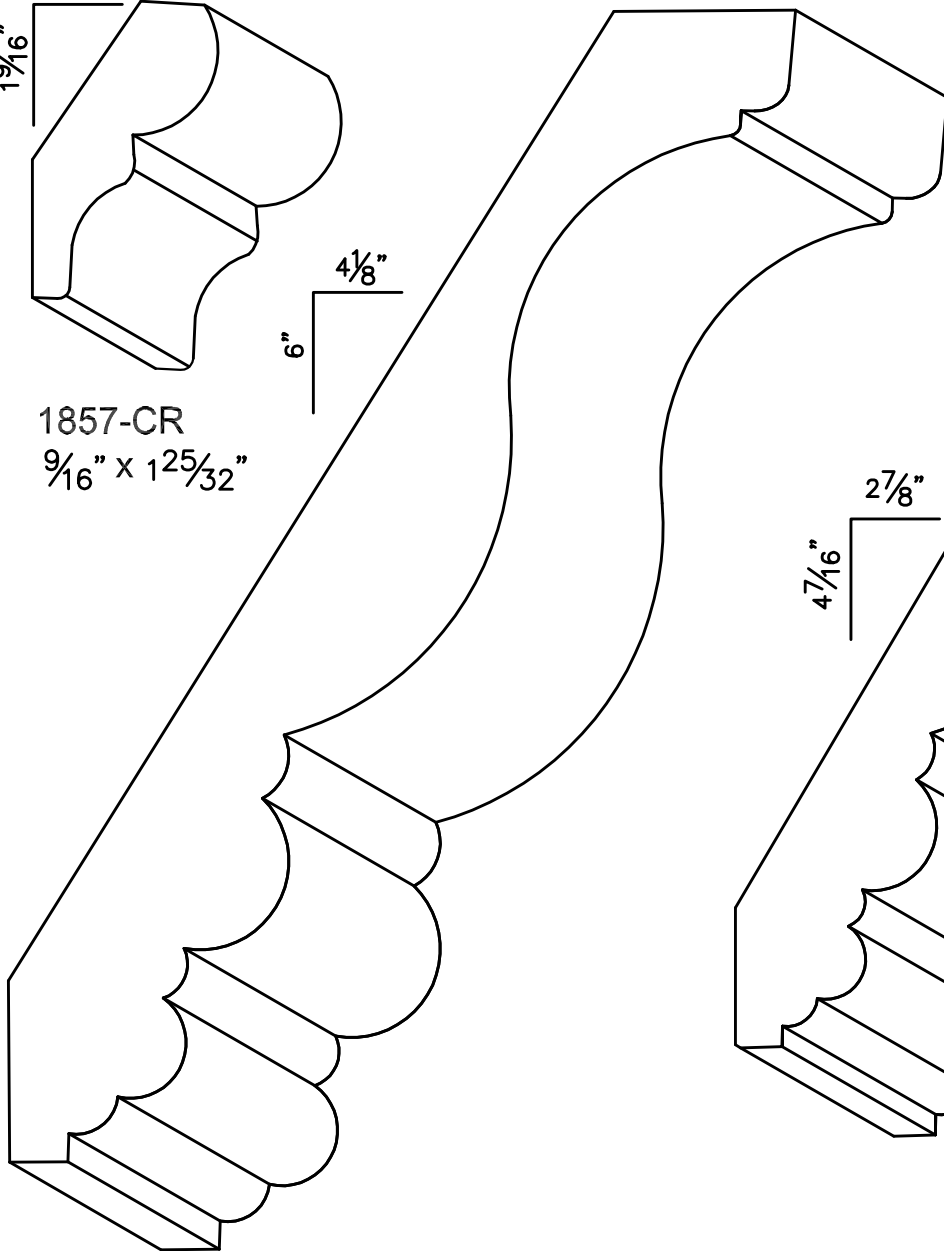


24136-A-CR POP \*  
3/4" x 4 1/4" PFJ \*

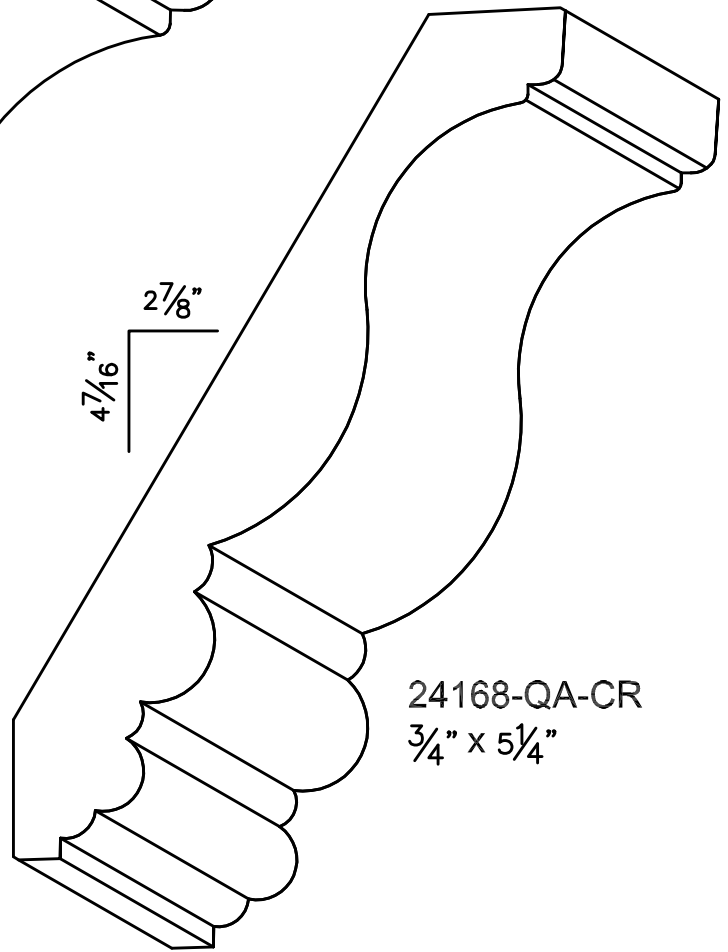
# CROWNS



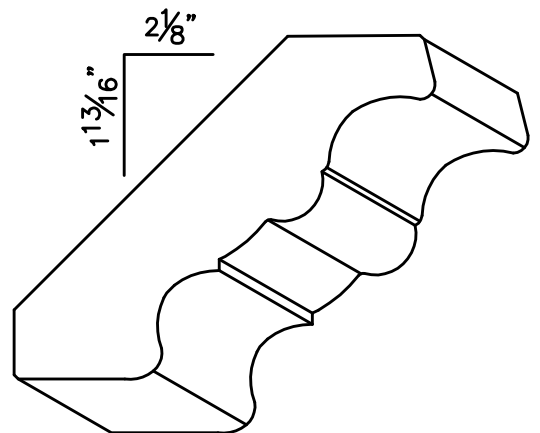
1857-CR  
9/16" x 125/32"



32232-A-CR  
1" x 7 1/4"

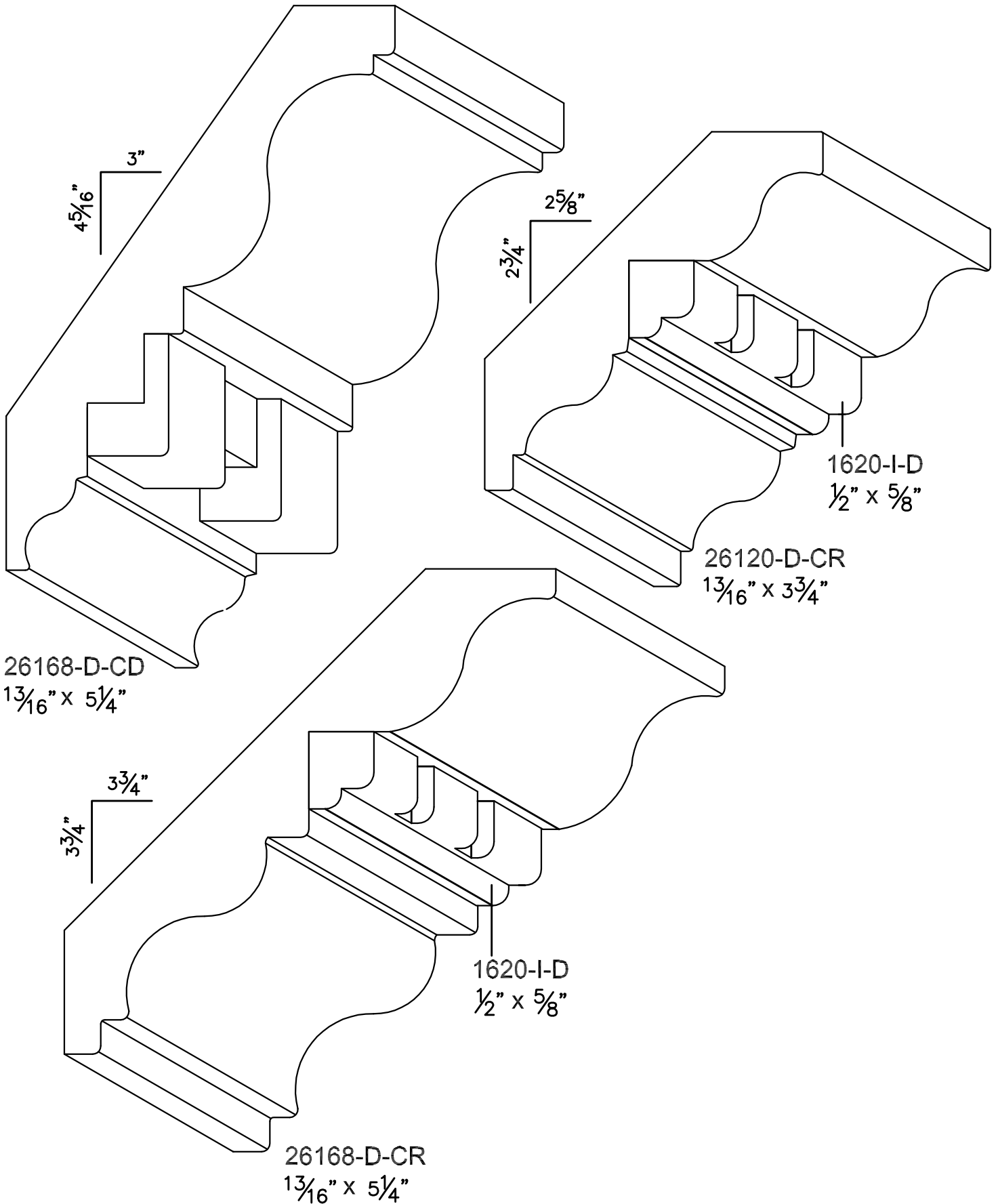


24168-QA-CR  
3/4" x 5 1/4"

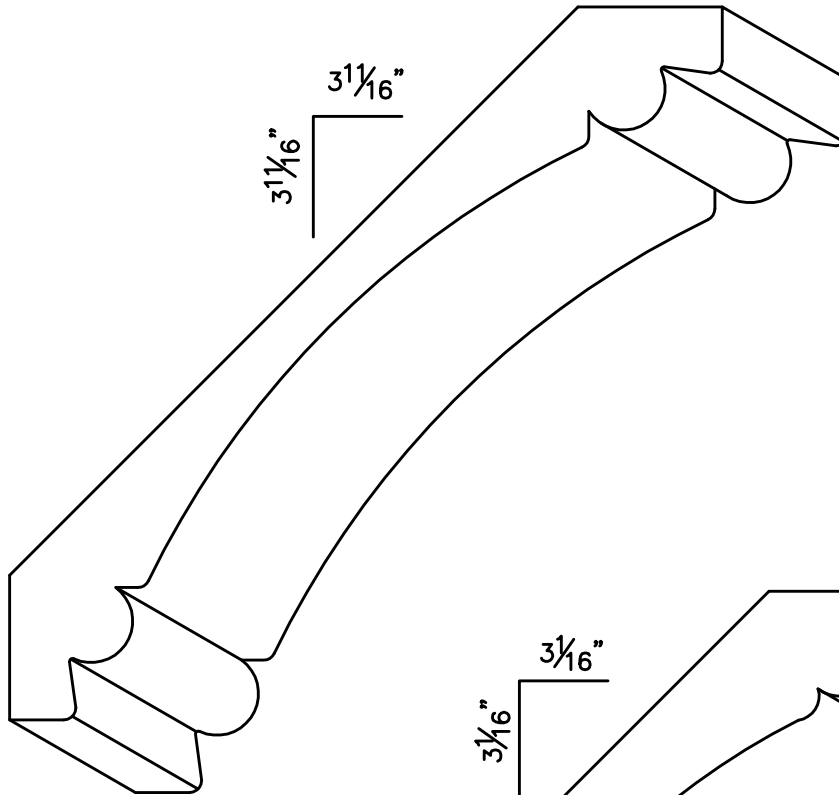


2488-A-CR POP \*  
3/4" x 2 3/4"

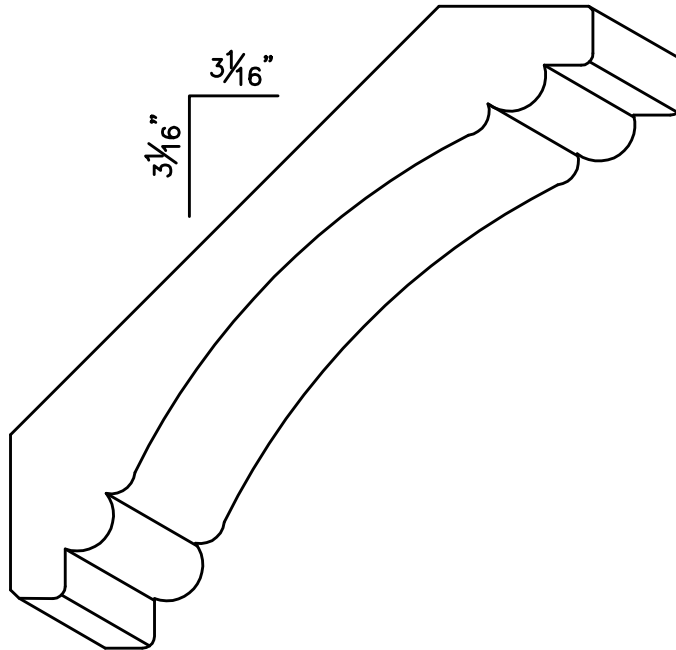
# DENTIL CROWNS



## CROWNS



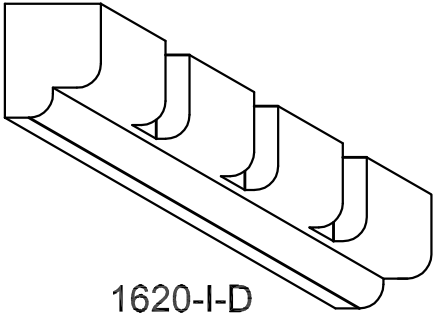
26168-C-CR PFJ \*  
 $1\frac{3}{16}$ " x  $5\frac{1}{4}$ "



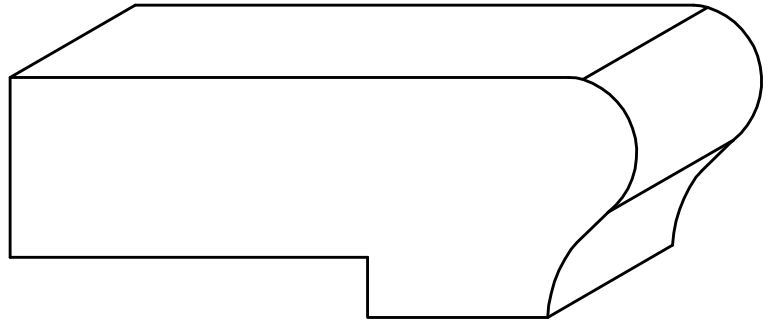
24136-C-CR PFJ \*  
 $\frac{3}{4}$ " x  $4\frac{1}{4}$ "

# DENTILS

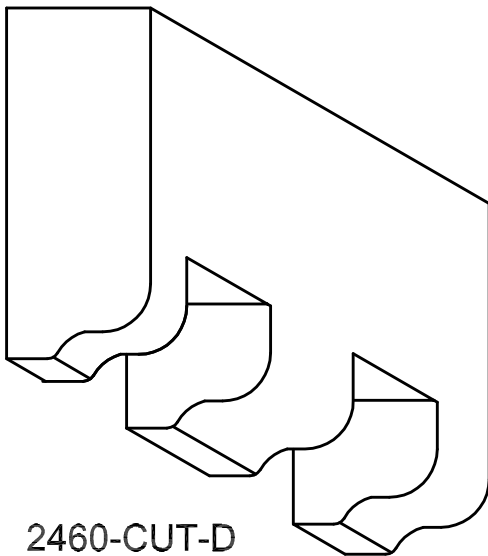
# STOOLS



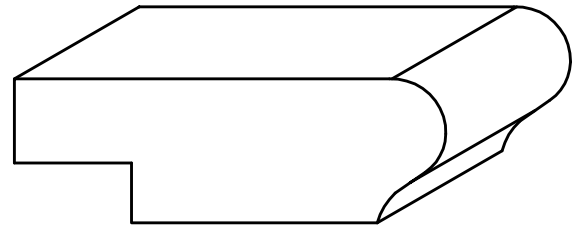
1620-I-D  
 $\frac{1}{2}$ " x  $\frac{5}{8}$ "



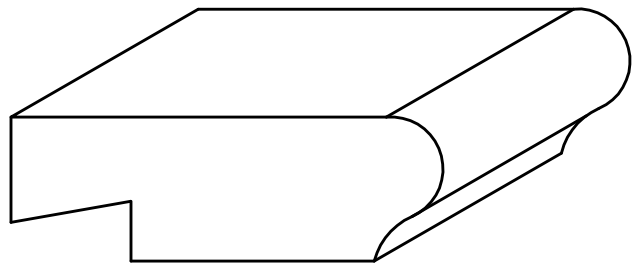
40104-STOOL  $\frac{1}{4}$ " x  $\frac{3}{4}$ "



2460-CUT-D  
 $\frac{3}{4}$ " x  $1\frac{7}{8}$ "



2472-A-STOOL -  $\frac{3}{4}$ " x  $2\frac{1}{4}$ " POP \*

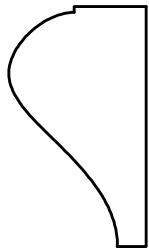


2472-STOOL -  $\frac{3}{4}$ " x  $2\frac{1}{4}$ "




24136-STOOL -  $\frac{3}{4}$ " x  $4\frac{1}{4}$ " POP \*

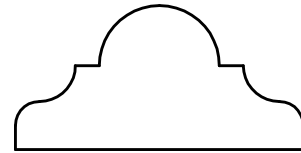
# BED MOULDS



166-WP \* PWP \*  
BORAL  
1 1/16" x 1 1/4"



167-POP \*  
1 1/16" x 1 3/4"



2448-BM-RFJ \*  
3/4" x 1 1/2"

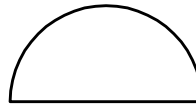
# HALF ROUNDS



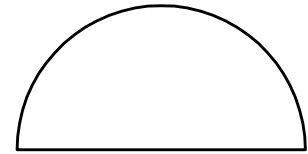
146-WP \*  
3/8" x 3/4"



1224-T  
3/8" x 3/4"




144-WP \*  
1/2" x 1"



2448-HR POP  
3/4" x 1 1/2"

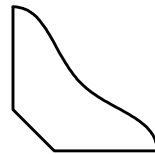
# SHOE MOULDS



1624-B-SHOE \*  
1/2" x 3/4"

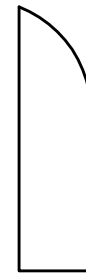


109-WP \* PWP \*  
1/2" x 3/4"



111 3/4" x 3/4"

WP \*  
PWP \*  
W OAK \*  
R OAK \*

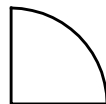


816-WP \*  
3/8" x 1 3/8"

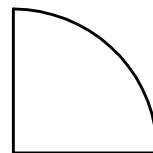
# QUARTER ROUNDS



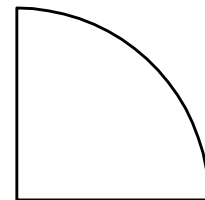
138A -POP \*  
3/8" x 3/8"



140-WP \*  
1/2" x 1/2"




142-WP \* PWP \*  
3/4" x 3/4"




143-POP \*  
1" x 1"


# MULLS



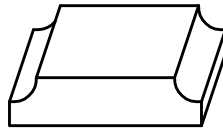
864-M -  $\frac{1}{4}$ " x 2"



848-M -  $\frac{1}{4}$ " x  $1\frac{1}{2}$ "



840-M -  $\frac{1}{4}$ " x  $1\frac{1}{4}$ "  
POP \*

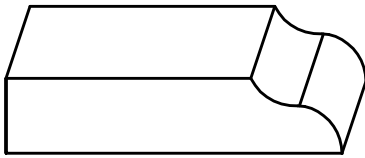


832-M -  $\frac{1}{4}$ " x 1"

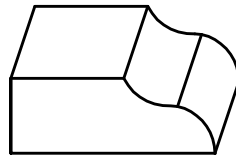


193-WP\* -  $\frac{3}{8}$ " x  $1\frac{3}{4}$ "  
Mull Strip

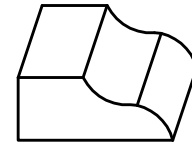
# STOPS



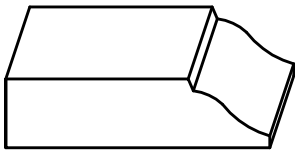
1256-STOP -  $\frac{3}{8}$ " x  $1\frac{3}{4}$ "



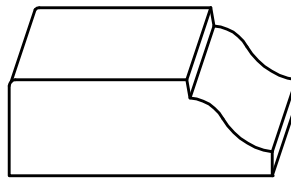
1234-STOP -  $\frac{3}{8}$ " x  $1\frac{1}{16}$ "



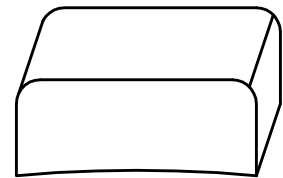
1026-STOP -  $\frac{5}{16}$ " x  $1\frac{3}{16}$ "



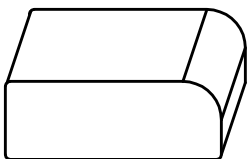
1144-STOP -  $1\frac{1}{32}$ " x  $1\frac{3}{8}$ "  
POP \*




1644-KW-STOP -  $\frac{1}{2}$ " x  $1\frac{3}{8}$ "



1640-STOP -  $\frac{1}{2}$ " x  $1\frac{1}{4}$ "  
POP \*

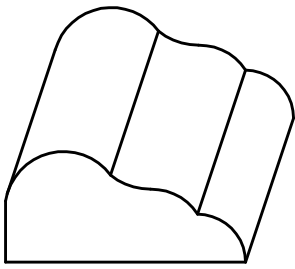


110-WP\* -  $\frac{7}{16}$ " x  $1\frac{1}{8}$ "  
Stop Moulding

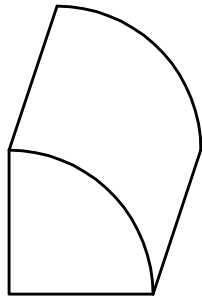


176-WP\* PPO\* -  $\frac{7}{16}$ " x  $1\frac{3}{8}$ "  
Door Stop

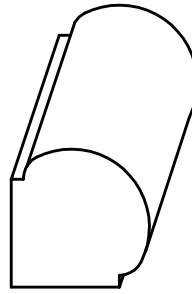
# TRIM



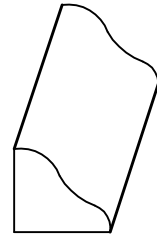
1840  
9/16" x 1 1/4"



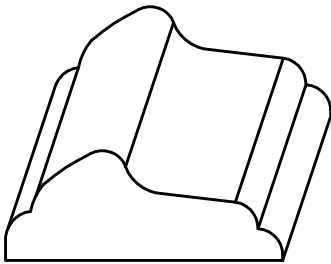
2424-Q OAK \*  
3/4" x 3/4"



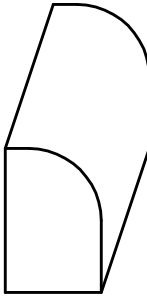
2323-BEAD POP \*  
23/32" x 23/32"



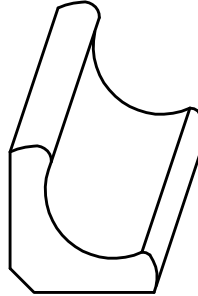
1416-GB POP \*  
7/16" x 1/2"



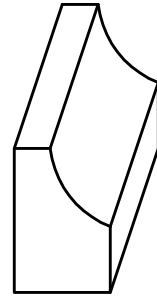
1846 POP \*  
9/16" x 1 7/16"



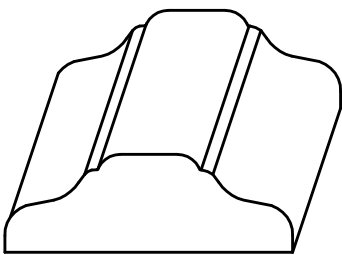
1624-A OAK \* POP \*  
1/2" x 3/4"



2424-I  
3/4" x 3/4"



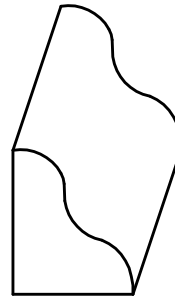
1624-C OAK \*  
1/2" x 3/4"



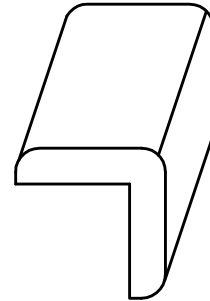
1648  
1/2" x 1 1/2"



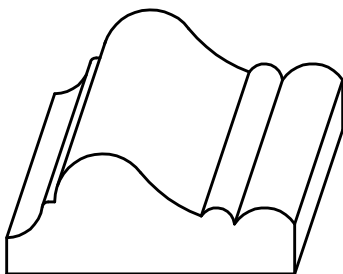
1212-Q (138-A)  
3/8" x 3/8" POP \*



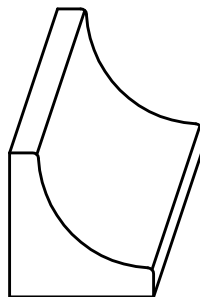
2024 POP \*  
5/8" x 3/4"



2424-O  
3/4" x 3/4"



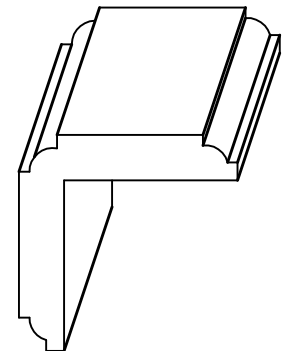
2048-KW-PM POP \*  
5/8" x 1 1/2"



2424-C  
3/4" x 3/4"



1624  
1/2" x 3/4"



3636-O  
1 1/8" x 1 1/8"

# MISCELLANEOUS MOULDINGS



42-WP —  $\frac{1}{4}$ " x  $\frac{3}{4}$ " \*  
Screen Mould




44-WP —  $\frac{1}{4}$ " x  $\frac{3}{4}$ " \*  
Screen Mould




816  
 $\frac{1}{4}$ " x  $\frac{1}{2}$ "




43-WP —  $\frac{3}{8}$ " x  $\frac{3}{4}$ " \*  
Screen Mould



2-WP —  $\frac{9}{32}$ " x  $1\frac{1}{8}$ " \*  
Lattice




624  
 $\frac{3}{16}$ " x  $\frac{3}{4}$ "




624-1R18  
 $\frac{3}{16}$ " x  $\frac{3}{4}$ "




816-A  
 $\frac{1}{4}$ " x  $\frac{1}{2}$ "



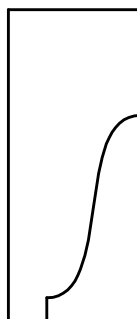
3-WP —  $\frac{9}{32}$ " x  $1\frac{3}{8}$ " \*  
Lattice



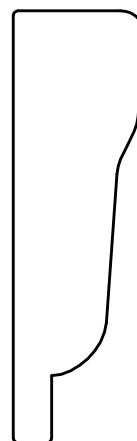
9445-POP \*  
9446-R. OAK \*  
 $\frac{3}{16}$ " x  $\frac{3}{4}$ " — Scribe



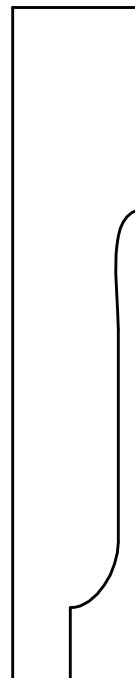
4-WP —  $\frac{9}{32}$ " x  $1\frac{3}{4}$ " \*  
Lattice



32 PWP \*  
 $1\frac{1}{16}$ " x  $1\frac{5}{8}$ "  
Barge Mould



31 PWP \*  
 $1\frac{1}{16}$ " x  $2\frac{1}{4}$ "  
Barge Mould




30-RDWD \*  
 $1\frac{1}{16}$ " x  $3\frac{1}{2}$ "




265-WP —  $\frac{9}{32}$ " x 2" \*  
Lattice



249-PWP —  $1\frac{1}{16}$ " x  $1\frac{5}{8}$ " \*  
Shelf Cleat



8 FIR —  $1\frac{3}{8}$ " x  $1\frac{3}{8}$ " \*

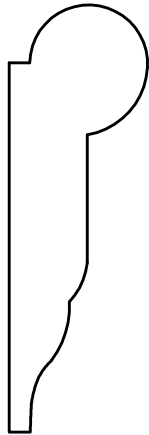


POP —  $1\frac{3}{4}$ " x  $1\frac{3}{4}$ " \*




5-WP —  $\frac{1}{2}$ " x  $\frac{3}{4}$ " \*  
Parting Stop

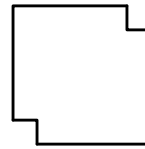
# MISCELLANEOUS MOULDINGS



K-404-YP –  $\frac{3}{4}$ " x  $2\frac{1}{4}$ "  
Picture Mould \*



4040-ROD –  $1\frac{1}{4}$ " Diameter  
Closet Rod



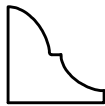
$2\frac{3}{32}$ " x  $2\frac{3}{32}$ "  
2323-IT-TM  
Trim Mould



177A-WP –  $\frac{1}{2}$ " x  $1\frac{1}{8}$ "  
Cap Mould \*




WM953-YP –  $\frac{1}{2}$ " x  $1\frac{1}{2}$ " \*




165-WP –  $\frac{7}{16}$ " x  $\frac{9}{16}$ "  
Glass Bead \*



$\frac{3}{8}$ " x  $\frac{3}{4}$ "  
1224-KR  
Bead Mould



$\frac{1}{2}$ " x  $1\frac{1}{4}$ "  
1640-1R18  
Shoe Mould



$\frac{1}{2}$ " x  $1\frac{1}{4}$ "  
1640-2RE116  
Trim Mould




$\frac{1}{2}$ " x  $1\frac{1}{4}$ "  
1640-BN  
Bull Nose



1" x  $1\frac{1}{2}$ "  
3248-2RE116  
Trim Mould

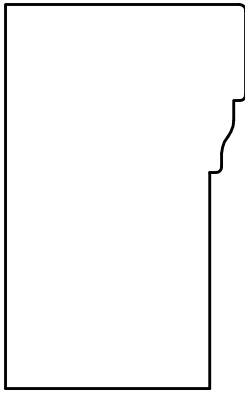


1" x  $2\frac{1}{4}$ "  
3272-2RE116  
Trim Mould

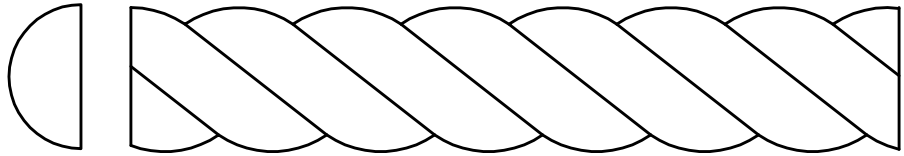


$1\frac{3}{32}$ " x  $1\frac{3}{8}$ "  
PFP 1344-STOP  
Prime Pine Stop

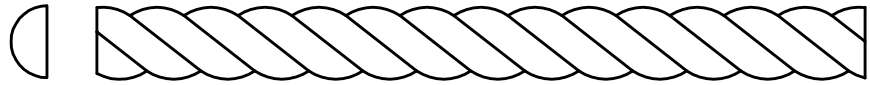
# MISCELLANEOUS MOULDINGS



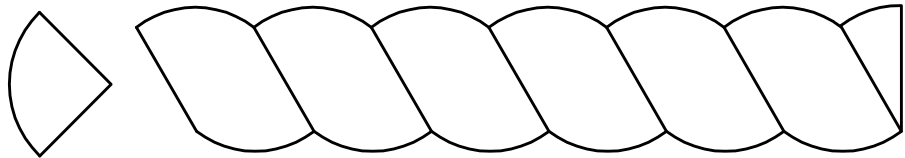
83-PWP - 1 1/4" x 2"  
Brick Moulding \*



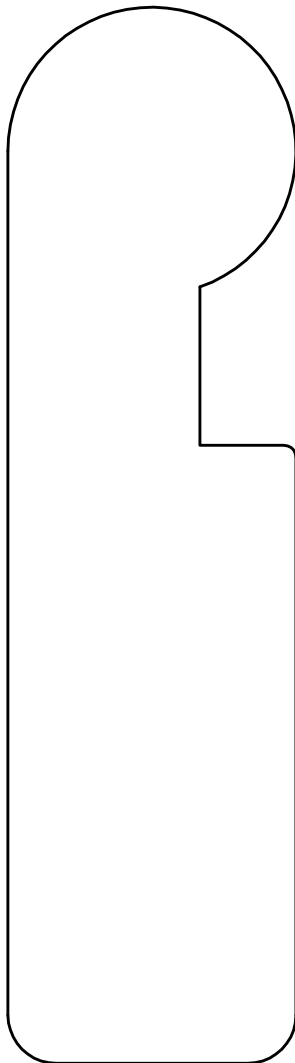
1124-ROPE  
1 1/32" x 3/4"



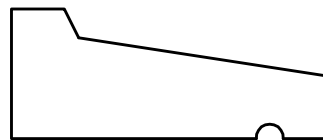
512-ROPE  
5/32" x 3/8"



1724-ROPE  
1 7/32" x 3/4"

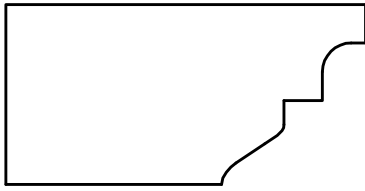


K-6035  
1 1/2" x 5 1/2"

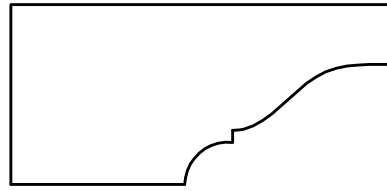


85-PWP - 1 1/16" x 1 5/8"  
Drip Cap

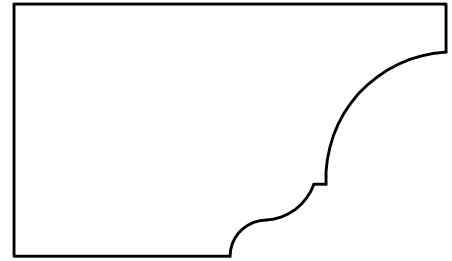
## MISCELLANEOUS MOULDINGS



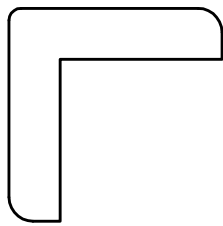
251-YP —  $1\frac{5}{16}$ " x  $1\frac{7}{8}$ "  
Dust Cap \*



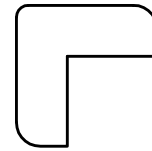
5117-YP —  $1\frac{5}{16}$ " x 2"  
Dust Cap \*




WOHC001 —  $1\frac{5}{16}$ " x  $2\frac{1}{4}$ "  
Primed Dust Cap \*



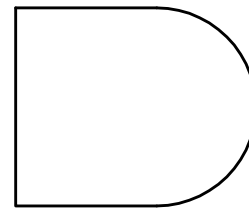
190-WP \*  
 $1\frac{1}{8}$ " x  $1\frac{1}{8}$ "  
Outside Corner




191-WP \*  
 $\frac{3}{4}$ " x  $\frac{3}{4}$ "  
Outside Corner



$\frac{3}{4}$  1" x  $3\frac{1}{2}$ "  
Oak Landing Tread \*  
32112-34-LTG

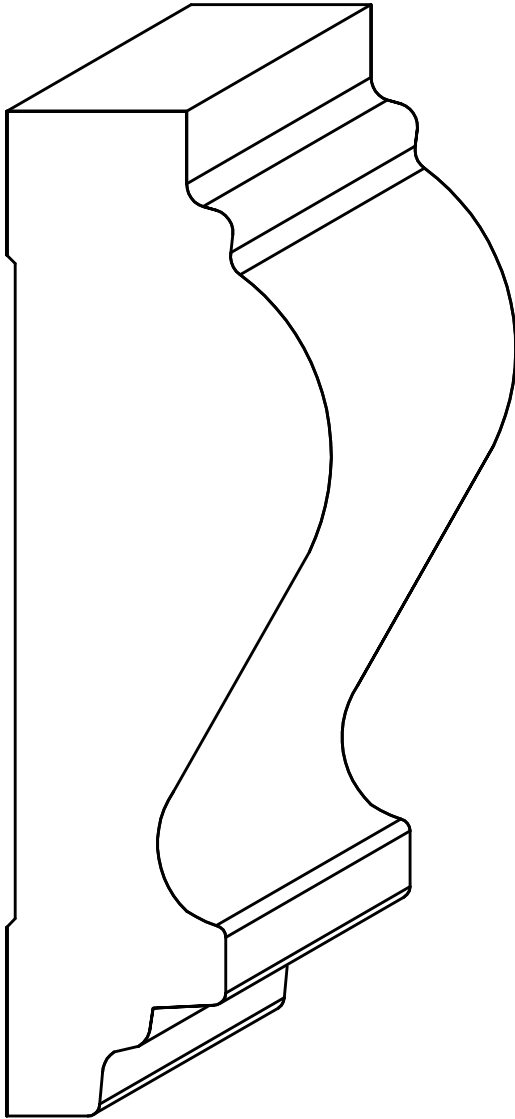


K-8080 —  $1\frac{1}{32}$ " x  $1\frac{1}{4}$ "  
Oak Nosing




$\frac{3}{4}$  1" x  $5\frac{1}{4}$ "  
Oak Landing Tread \*  
32168-34-LTG

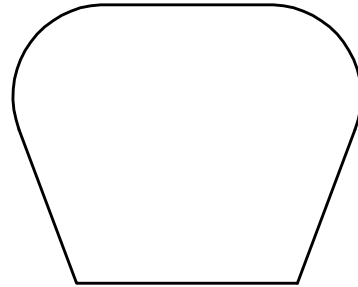
## MANTEL MOULDING



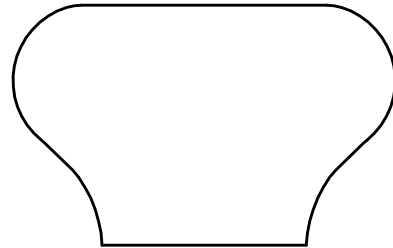
54168-A-MM  
1 1/16" x 5 1/4"



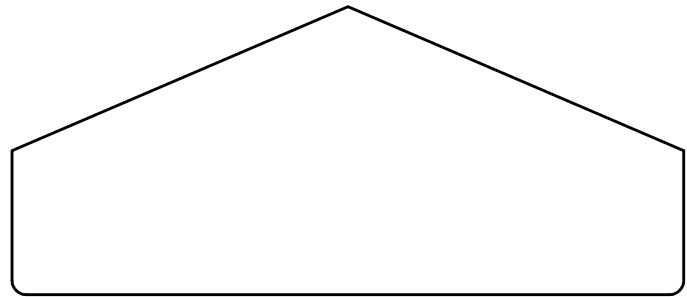
K-6010-ST - 2 1/4" x 2 3/8"  
RED OAK \*



186 FIR - 1 1/2" x 1 3/4" \*



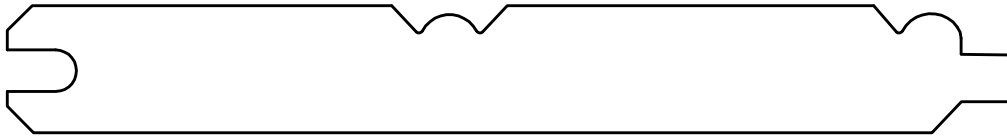
230 FIR - 1 1/4" x 2" \*



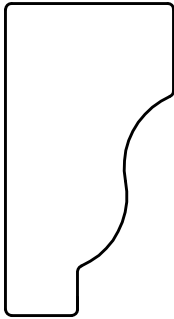
RW-PORCH RAIL - 1 1/2" x 3 1/2" \*

# TRUEXTERIOR TRIM (BORAL)

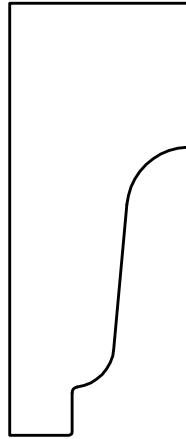
TruExterior Trim  
 Also available in 1x 5/4 & 2x



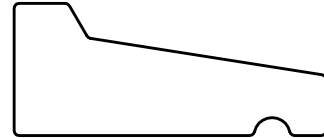
1x6 T&G TRUE EXTERIOR \*  
 1x4 T&G TRUE EXTERIOR \*



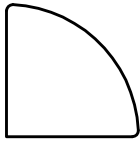
DURATION BARGE \*  
 D210 7/8" x 1 5/8" x 8'



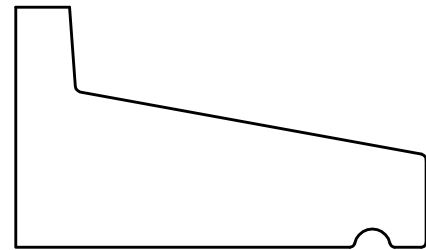
DURATION BARGE \*  
 D211 15/16" x 2 1/4" x 8'



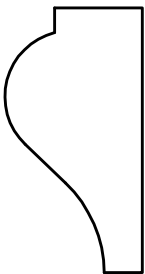
DURATION DRIP CAP \*  
 D197 1 1/16" x 1 5/8" x 8'




DURATION QTR. \*  
 D105 1 1/16" x 1 1/16" x 8'



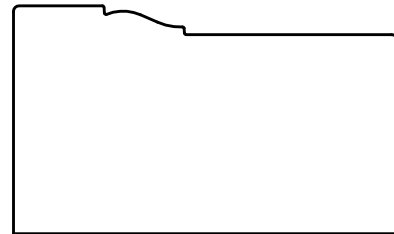
DSC-213 \*  
 1 1/4" x 2 1/8" x 8'



DSC-013 \*  
 1 1/16" x 1 3/8" x 8'



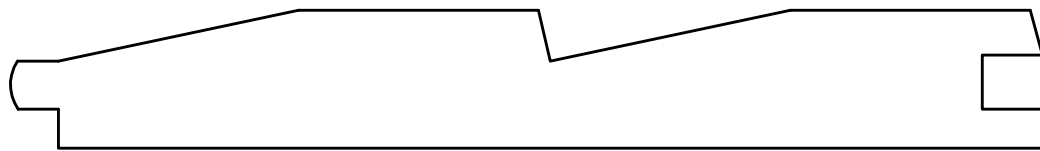
DSC-010 \*  
 15/16" x 1 3/4" x 8'




DURATION BRICK MOULDING  
 D180 1 7/32" x 2" x 8'

# TONGUE & VEE GROOVES

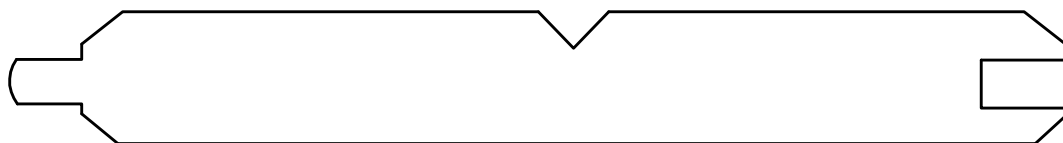
35



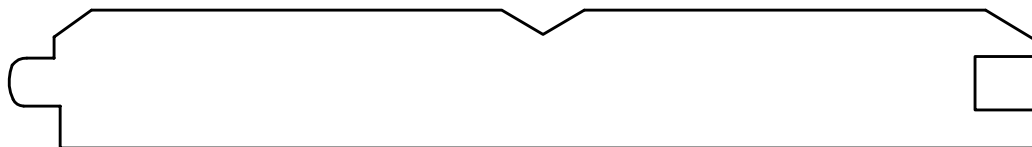
3/4" x 5 3/8" YP SIDING #104 \*



1 x 6 T&G PLANK BACK V-EDGE CLEAR YELLOW PINE \*



1 x 6 T&G #2 PINE \*



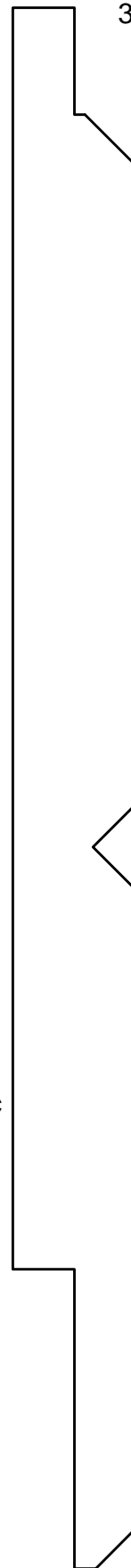
1 x 6 CLEAR YELLOW PINE CAR SIDING W / CENTER V-GROOVE \*



1 x 6 T&G CEDAR (DRIED) \*




1 x 6 T&G CLEAR PINE BEADED \*

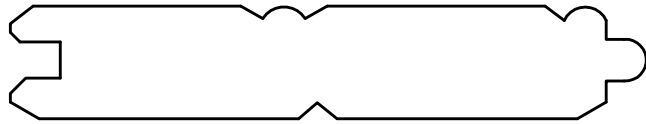


1 x 10 CEDAR \*  
CHANNEL RUSTIC

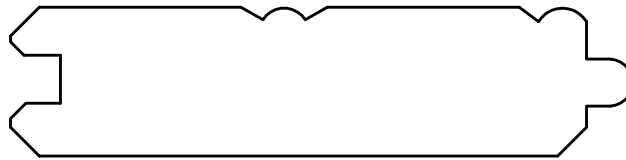
# TONGUE & VEE GROOVES



$\frac{3}{4}$ " x  $\frac{3}{4}$ " Fir Flooring \*




$\frac{9}{16}$ " x  $\frac{3}{4}$ " YP & Fir Beaded Ceiling \*



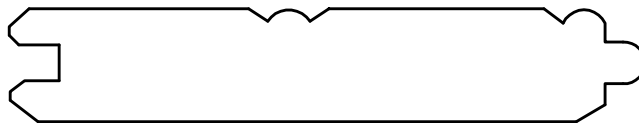
$\frac{3}{4}$ " x 3" Bead



$\frac{3}{8}$ " x 3" Bead



$\frac{5}{16}$ " x  $\frac{3}{2}$ " Edge-V Knotty Pine



$\frac{9}{16}$ " x  $\frac{3}{4}$ " Windsor one protected Pine Primed Beaded Ceiling \*

# TONGUE & VEE GROOVES


37



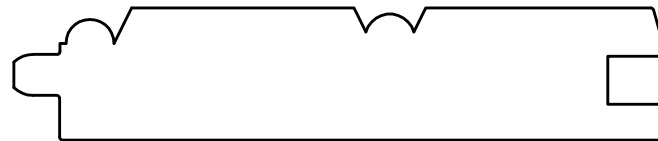
$\frac{3}{4}$ " x 5" Tongue & Vee Groove



$\frac{3}{4}$ " x 4" Tongue & Vee Groove




$\frac{3}{4}$ " x 3" Tongue & Vee Groove




1 x 4 YP REVERSIBLE CEILING / FLOORING \*



24224-QRK-TAG  $\frac{3}{4}$ " x 7" (face) Tongue & Groove



1 x 10 NICKEL GAP SHIP LAP PWP (Actual size  $\frac{9}{16}$ " X  $9 \frac{3}{8}$ ") \*



1 x 8 NICKEL GAP SHIP LAP 2KP PWP (Actual size  $\frac{9}{16}$ " X  $7 \frac{1}{8}$ ") \*

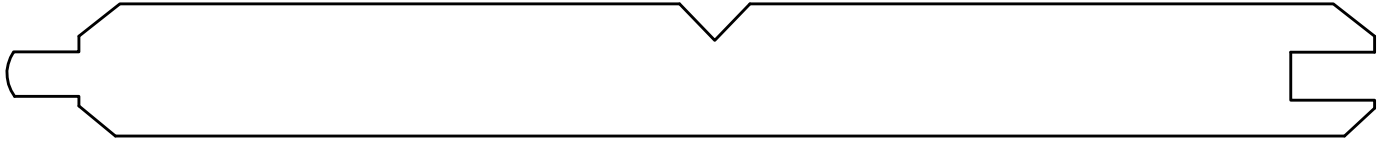


1 x 8 PRIMED REVERSABLE NICKEL GAP (Actual size  $\frac{3}{4}$ " X  $7 \frac{1}{4}$ ") \*  
WOSN8TR - 1- SIDE SMOOTH 1-SIDE ROUGH SAWN


Hyde Park Lumber and Design Center 3360 Red Bank Rd. Cincinnati, OH 45227  
Phone (513)271-1500, Fax (513) 271-6145 [www.hydeparklumber.com](http://www.hydeparklumber.com)

stocked at HPL \*

# TONGUE & VEE GROOVES




1 x 8 T&G #2 PINE \*



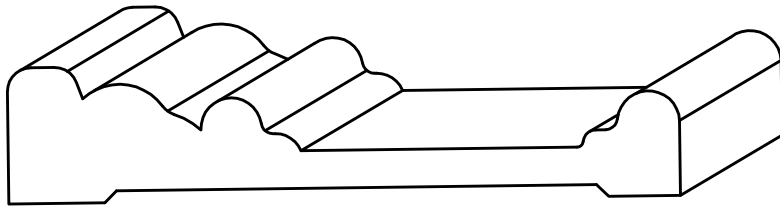
1 x 8 T&G PLANK BACK V-EDGE CLEAR YELLOW PINE \*



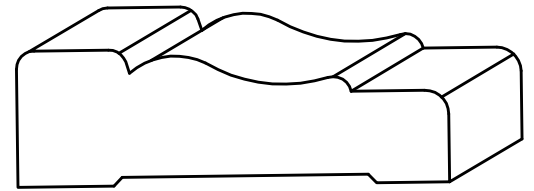
1 x 6 T&G WINDSOR ONE PROTECTED PRIME




1 x 6 T&G PRIMED FIR \*



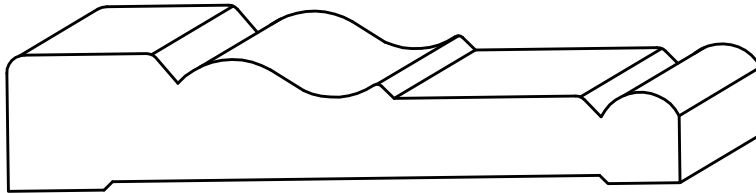
18M112-CA —18mm x 3½”



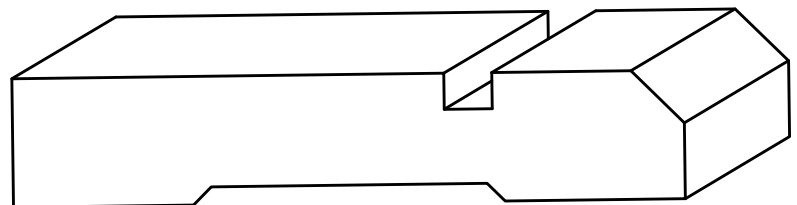
18M72-A-CA —18mm x 2¼”



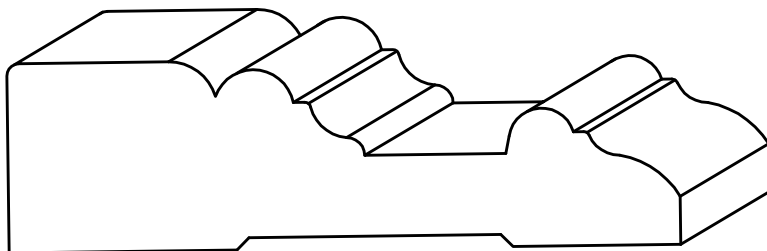
18M112-UL-CA —18mm x 3½”



18M112-C-CA —18mm x 3½”

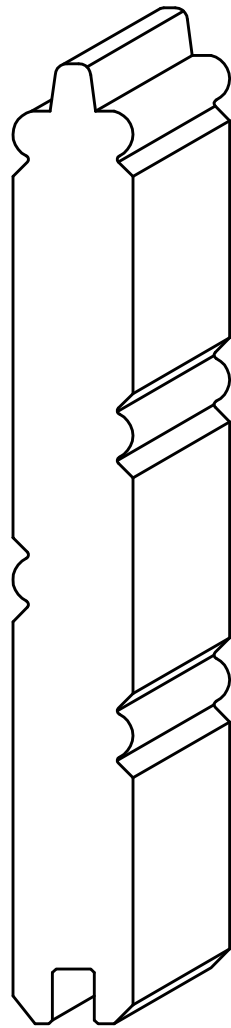


21112-PL-CA — 21/32” x 3½”




25M112-CA —25mm x 3½”

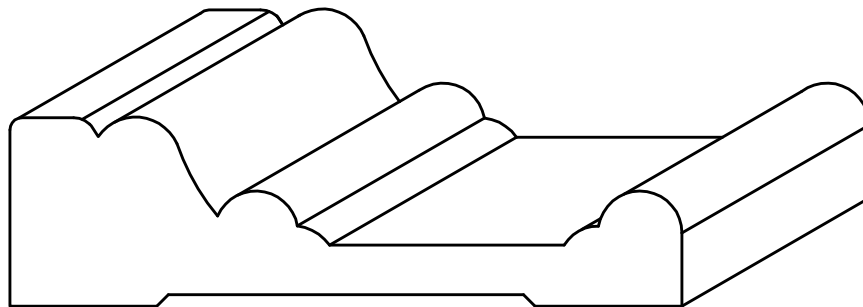
# PRIMED ULTRA LIGHT



WC16  
15mm x 5"

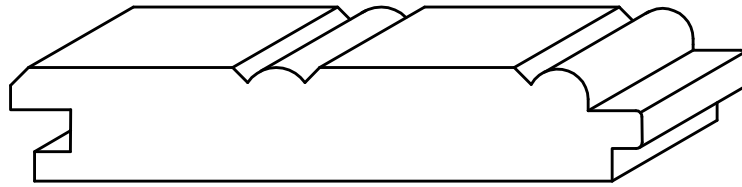


SBW4 MDF Wainscoting \*  
19/32 x 5 1/4 Reversible  
Single T&V Groove / T&V Beaded

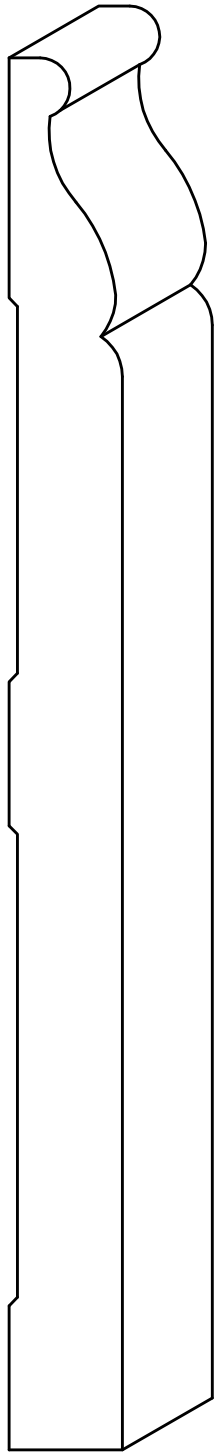


25M112-H-CA  
25mm x 3 1/2"


# PRIMED ULTRA LIGHT



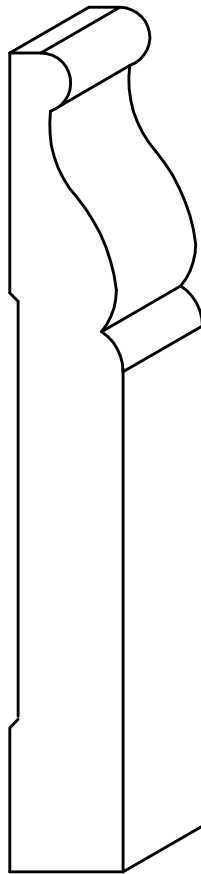
15M96-TVG-BD  
15mm x 3" FACE



15M232-CB  
15mm x 7¼"



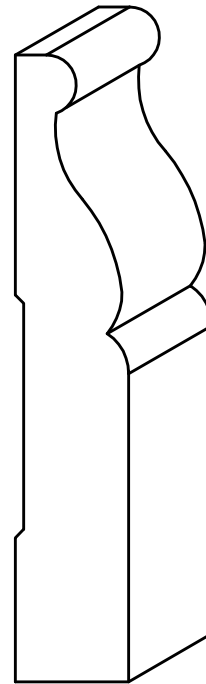
15M168-CB  
15mm x 5¼"



15M136-CB  
15mm x 4¼"

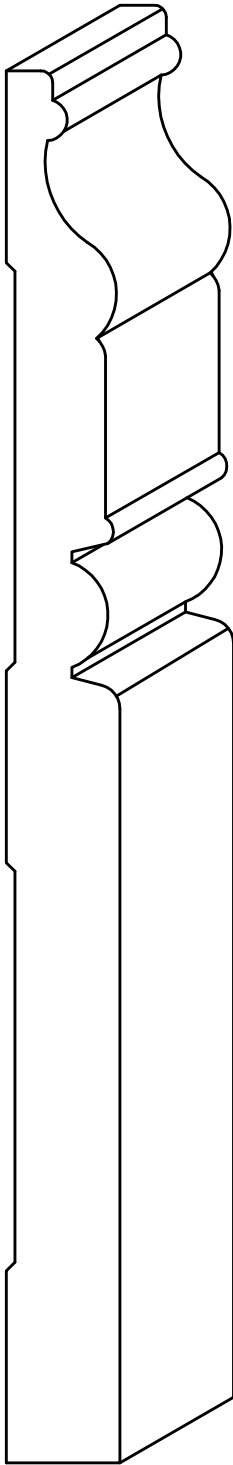


15M48-CB-CAP  
15mm x 1½"

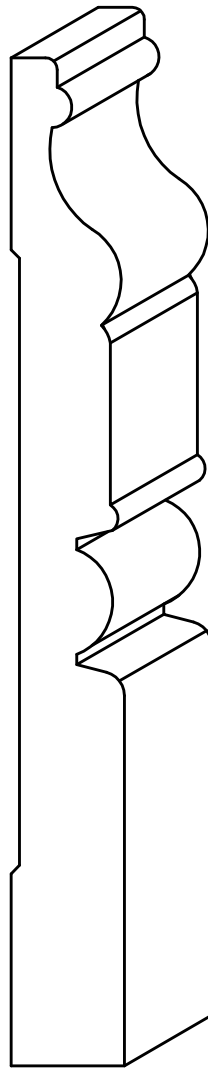


15M104-CB  
15mm x 3¼"

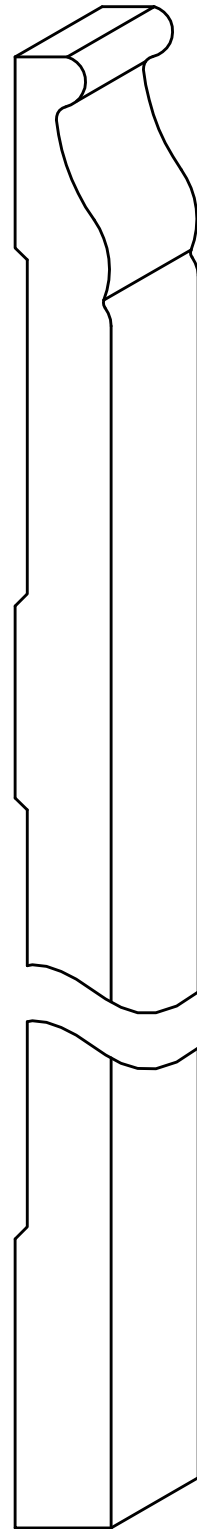
## PRIMED ULTRA LIGHT



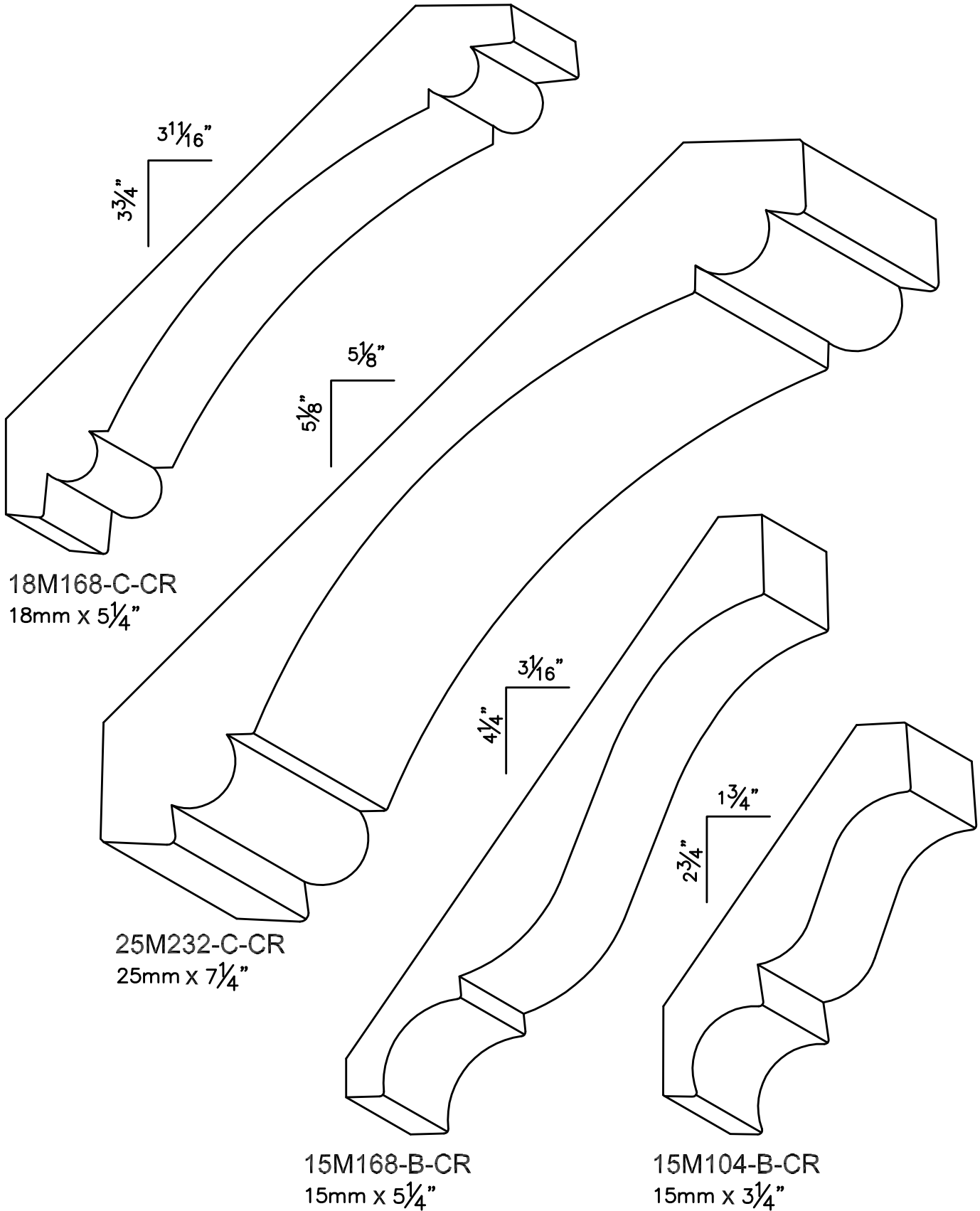
15M232-E-B  
15mm x 7 $\frac{1}{4}$ "



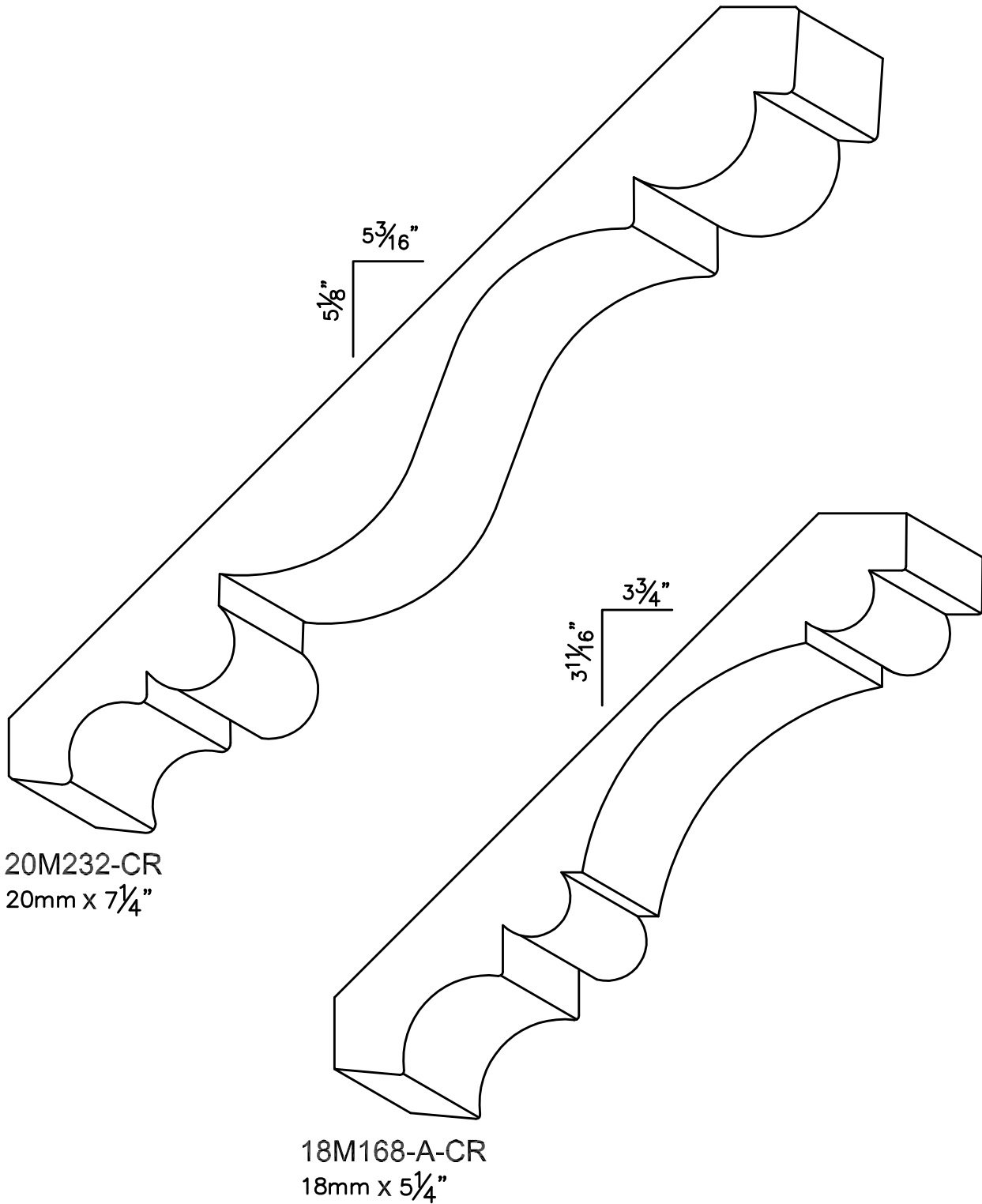
15M168-E-B  
15mm x 5 $\frac{1}{4}$ "

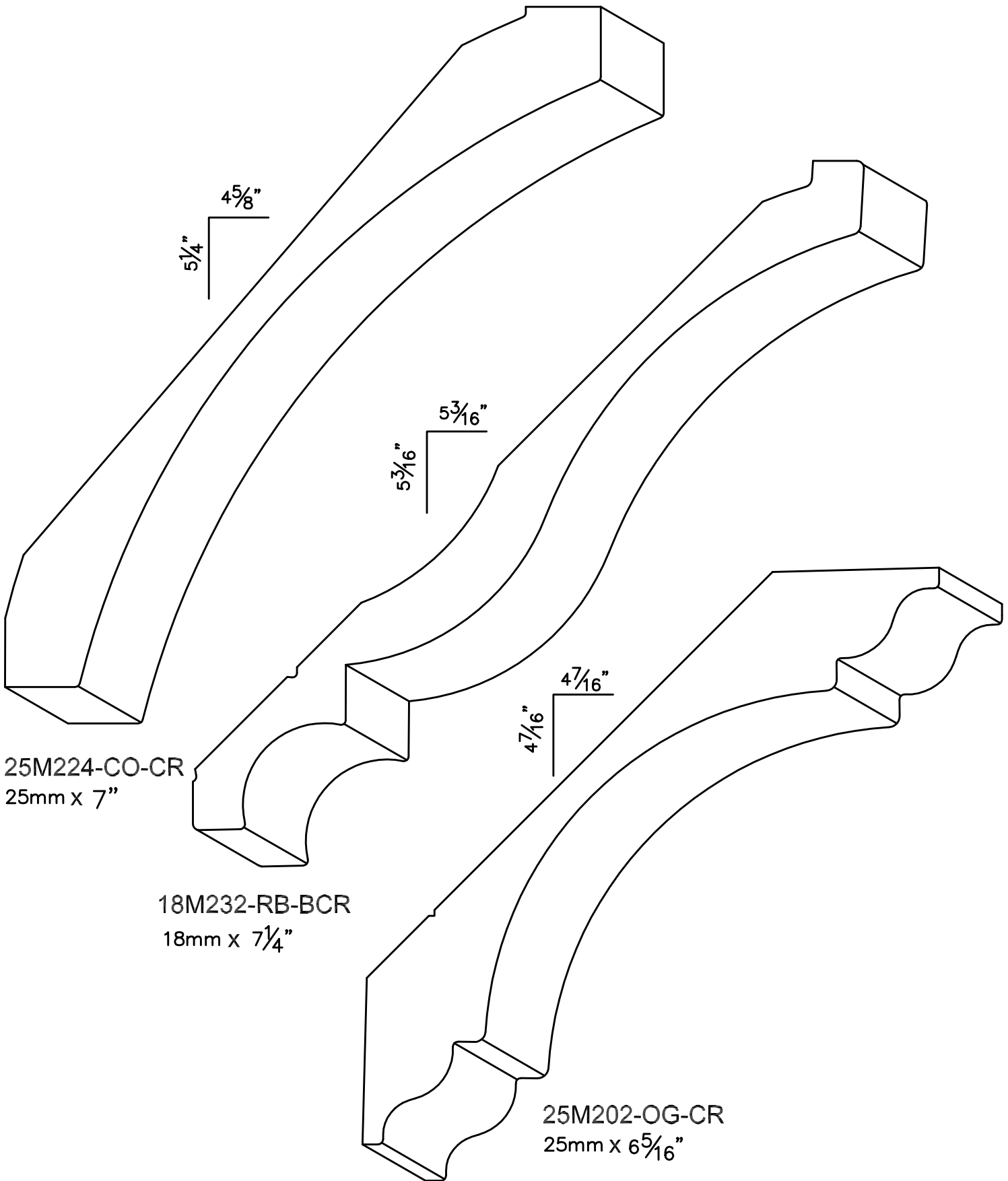


16296-VS-CB  
 $\frac{1}{2}$ " x 9 $\frac{1}{4}$ "



## PRIMED ULTRA LIGHT





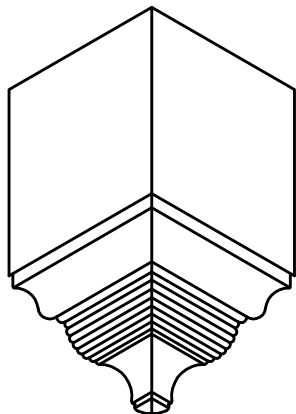
25M224-CO-CR  
25mm x 7"

18M232-RB-BCR  
18mm x  $7\frac{1}{4}"$

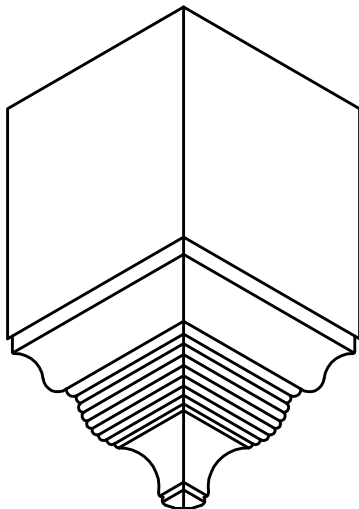
25M202-OG-CR  
25mm x  $6\frac{5}{16}"$

# DECORATIVE CROWN CORNER BLOCKS

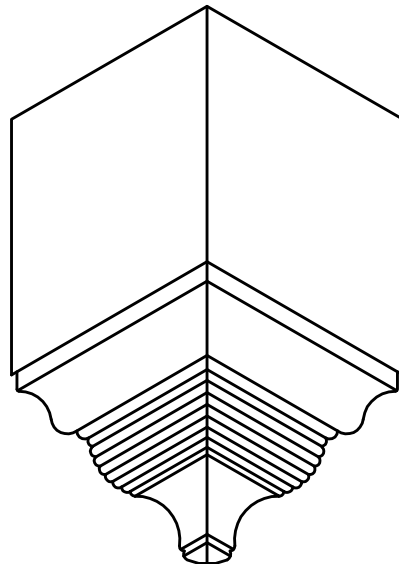
46



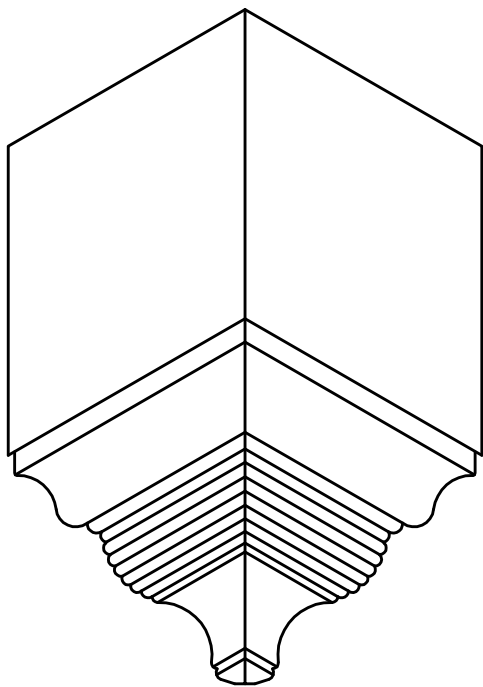
POP 112-RD-ICB 412  
3½" x 3½" x 4½"



POP 128-RD-ICB 5  
4" x 4" x 5"

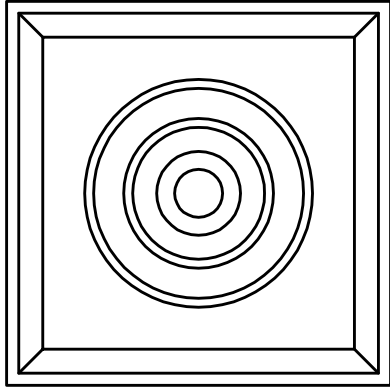


POP 144-RD-ICB 512  
4½" x 4½" x 5½"

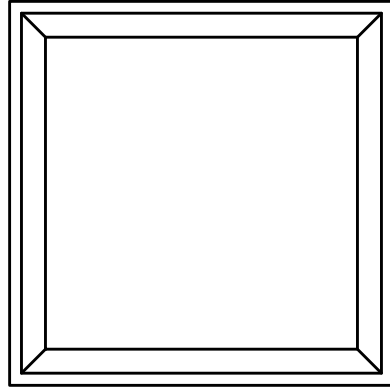


POP 176-RD-ICB 612  
5½" x 5½" x 6½"

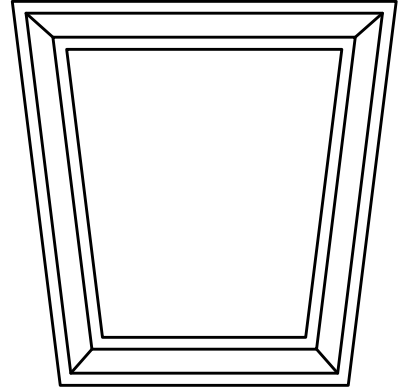
# BLOCKS




Circle Casing Block \*




Casing Block




Keystone



Inside Corner Block \*

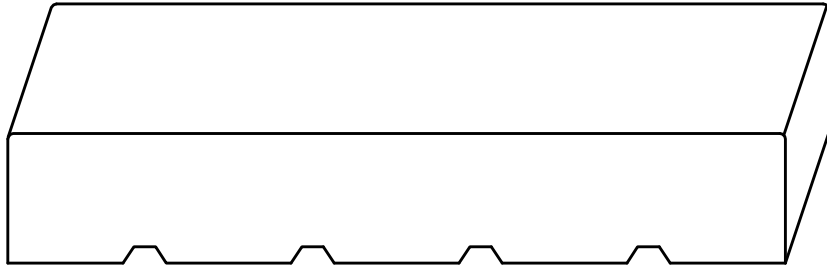


Outside Corner Block \*

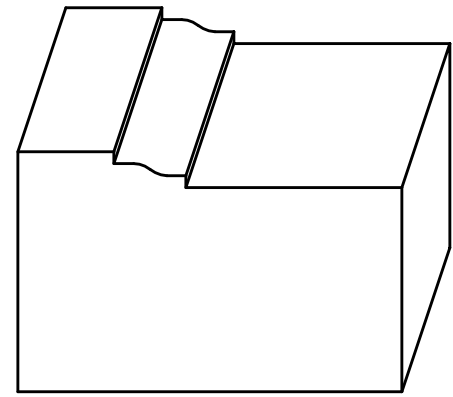


Plynth Block \*

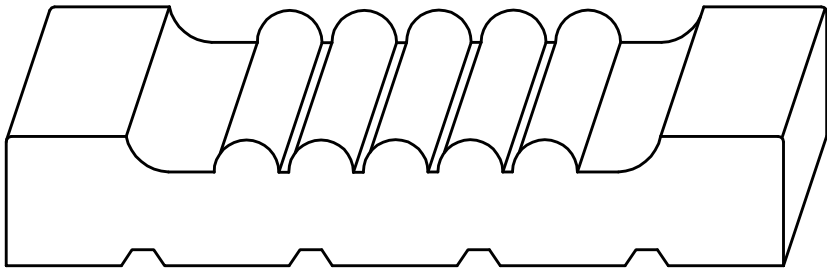
# JAMBS & ACCESSORIES



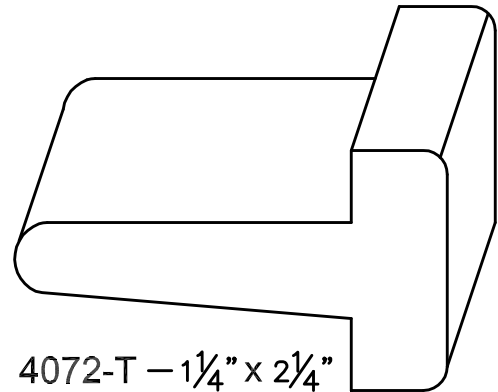
Flat Jamb \*



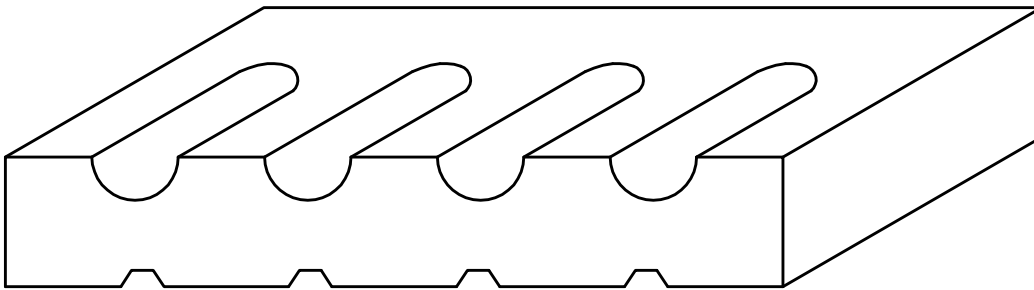
4064-BR - 1 1/4" x 2"



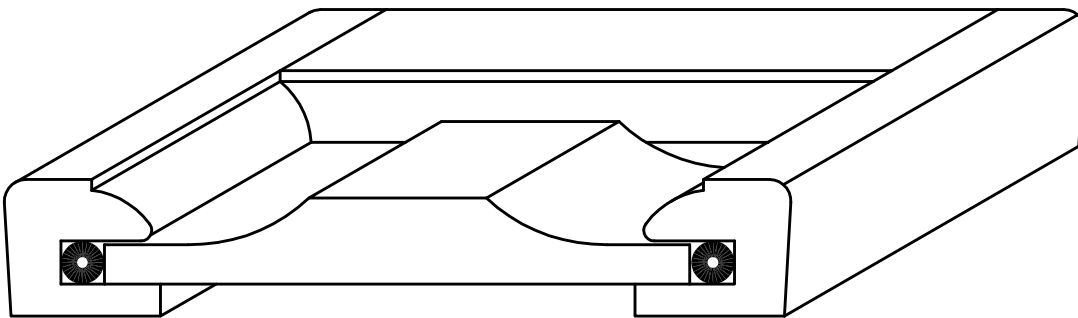
Reeded Jamb



4072-T - 1 1/4" x 2 1/4"

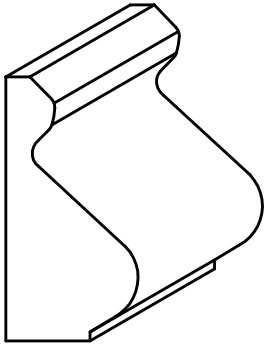


Fluted Jamb

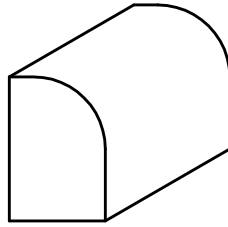


Raised Panel Jamb

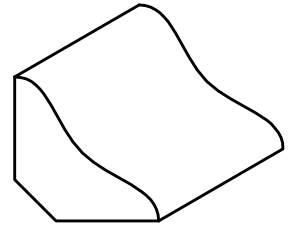
# FLEXIBLE MOULDINGS



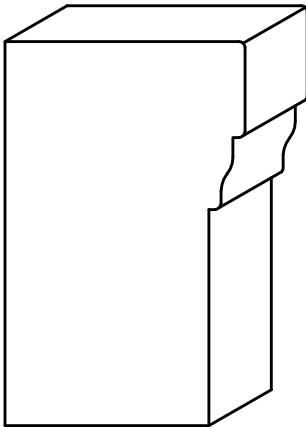
2244-B \*  
1 $\frac{1}{16}$ " x 1 $\frac{3}{8}$ "  
SMOOTH



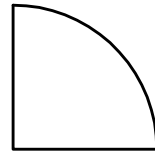
1624-A \*  
 $\frac{1}{2}$ " x  $\frac{3}{4}$ "  
SMOOTH



111-OAK \*  
 $\frac{3}{4}$ " x  $\frac{3}{4}$ "  
OAK GRAIN



83-1 $\frac{1}{4}$ " x 2" \*  
Brick Moulding 3' & 6' Diameter 1/2 Round



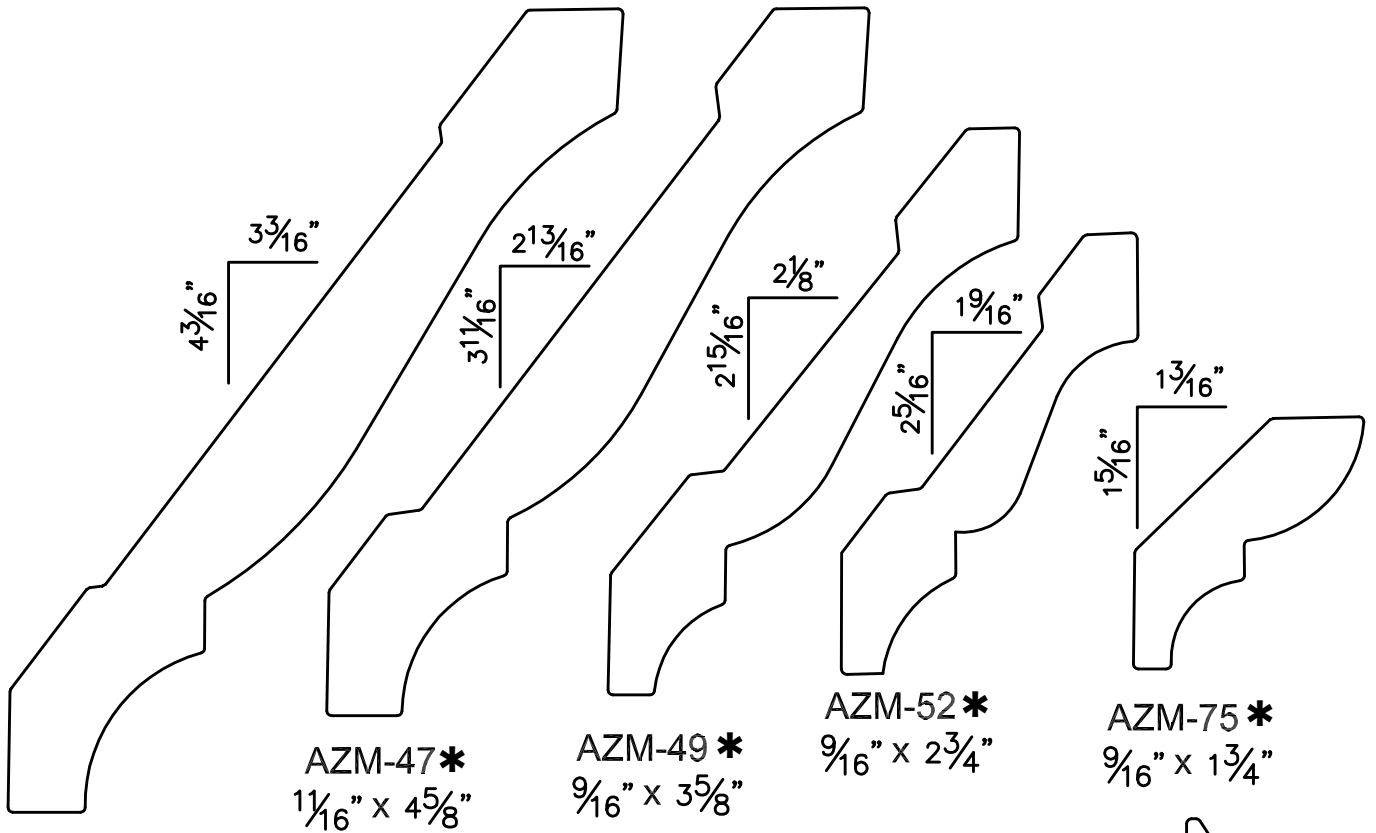
CM-105 \*  
 $\frac{3}{4}$ " x  $\frac{3}{4}$ "



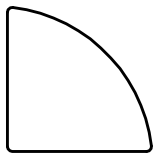
$\frac{3}{4}$ " x 5 $\frac{1}{2}$ " x R/L SMOOTH

Over 3000 different casings, base and crown profiles available. In addition to the stock items listed above, many items are available for quick delivery.

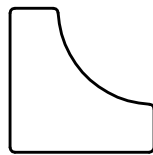
# PVC MOULDINGS



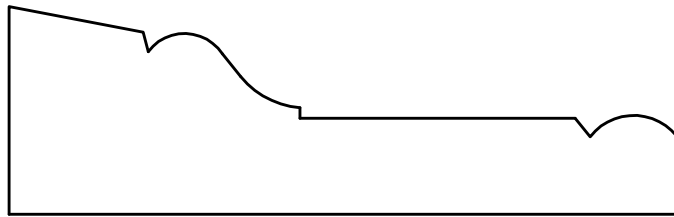
**AZM-45\***  
 $1\frac{1}{16}" \times 5\frac{1}{4}"$



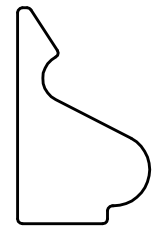
**AZM-105\***  
 $\frac{3}{4}" \times \frac{3}{4}"$



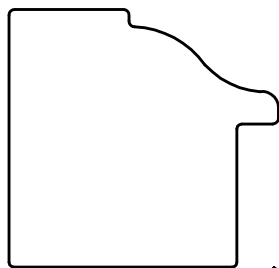
**AZM-93\***  
 $\frac{3}{4}" \times \frac{3}{4}"$



**AZM-97**  
 $1\frac{1}{16}" \times 3\frac{1}{2}"$




**AZM-164\***  
 $1\frac{1}{16}" \times 1\frac{1}{8}"$




**AZM-6931**  
 $1\frac{1}{32}" \times 1\frac{3}{16}"$



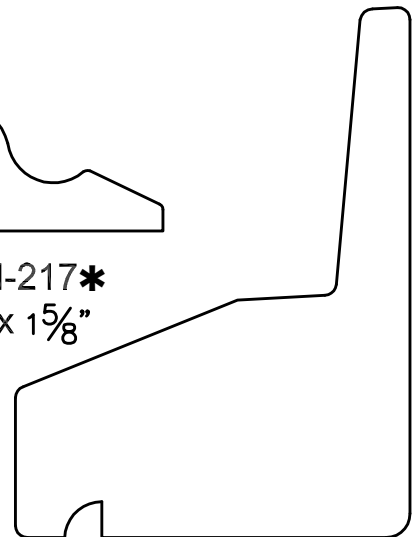
**AZM-210\***  
 $1\frac{1}{16}" \times 1\frac{5}{8}"$



**AZM-217\***  
 $1\frac{1}{16}" \times 1\frac{5}{8}"$

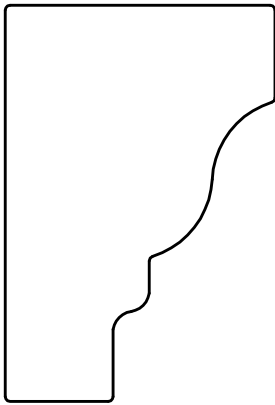


**AZM-6936\***  
 $\frac{3}{8}" \times 2"$

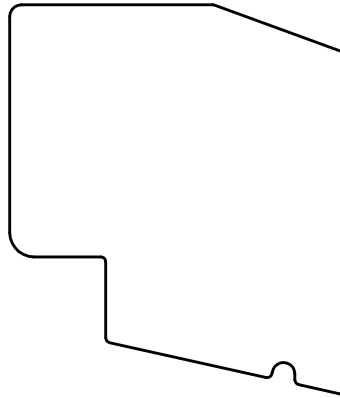


**AZM-6935\***  
 $2\frac{3}{4}" \times 2"$

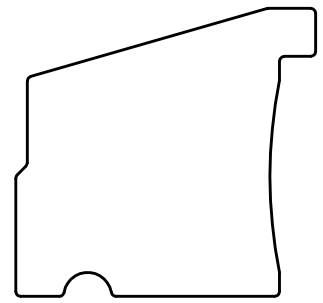
# PVC MOULDINGS



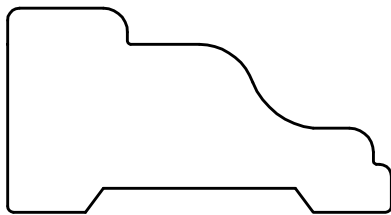
AZM-6934 \*  
2 1/16" x 1 13/32"



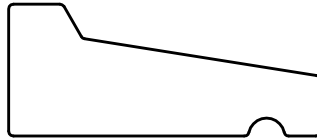
AZM-6930 \*  
1 3/4" x 2 1/32"



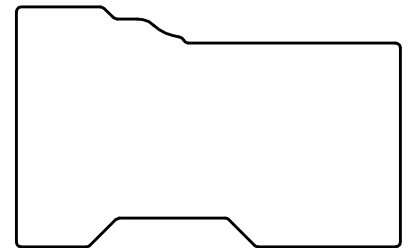
AZM-6933 \*  
1 17/32" x 1 1/2"



AZM-287 \*  
1 1/16" x 2"




AZM-197 \*  
1 1/16" x 1 5/8"



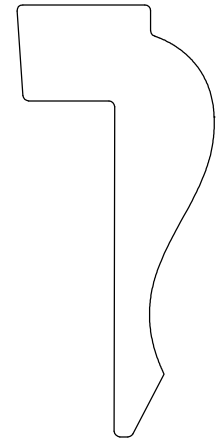
AZM-180 \*  
1 1/4" x 2"



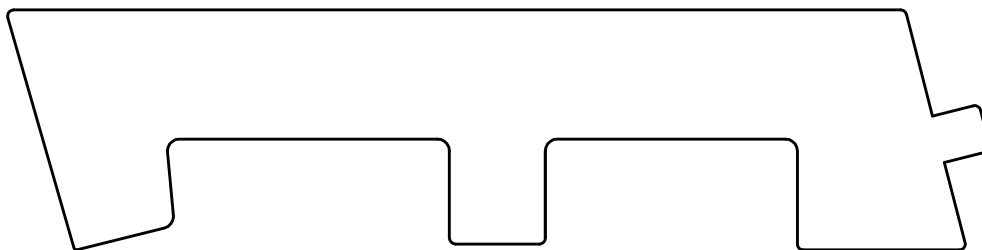
5/8" x 4" Beaded Ceiling



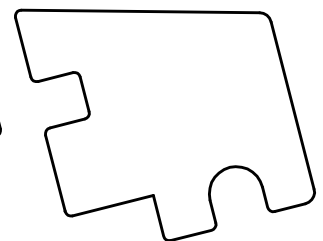
AZM-236 \*  
1 1/2" x 1 1/2"



AZM-284  
1" x 2 1/4"

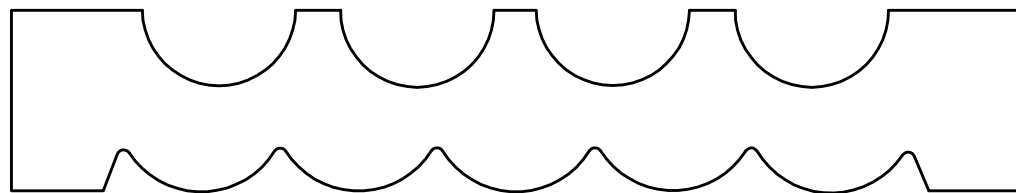
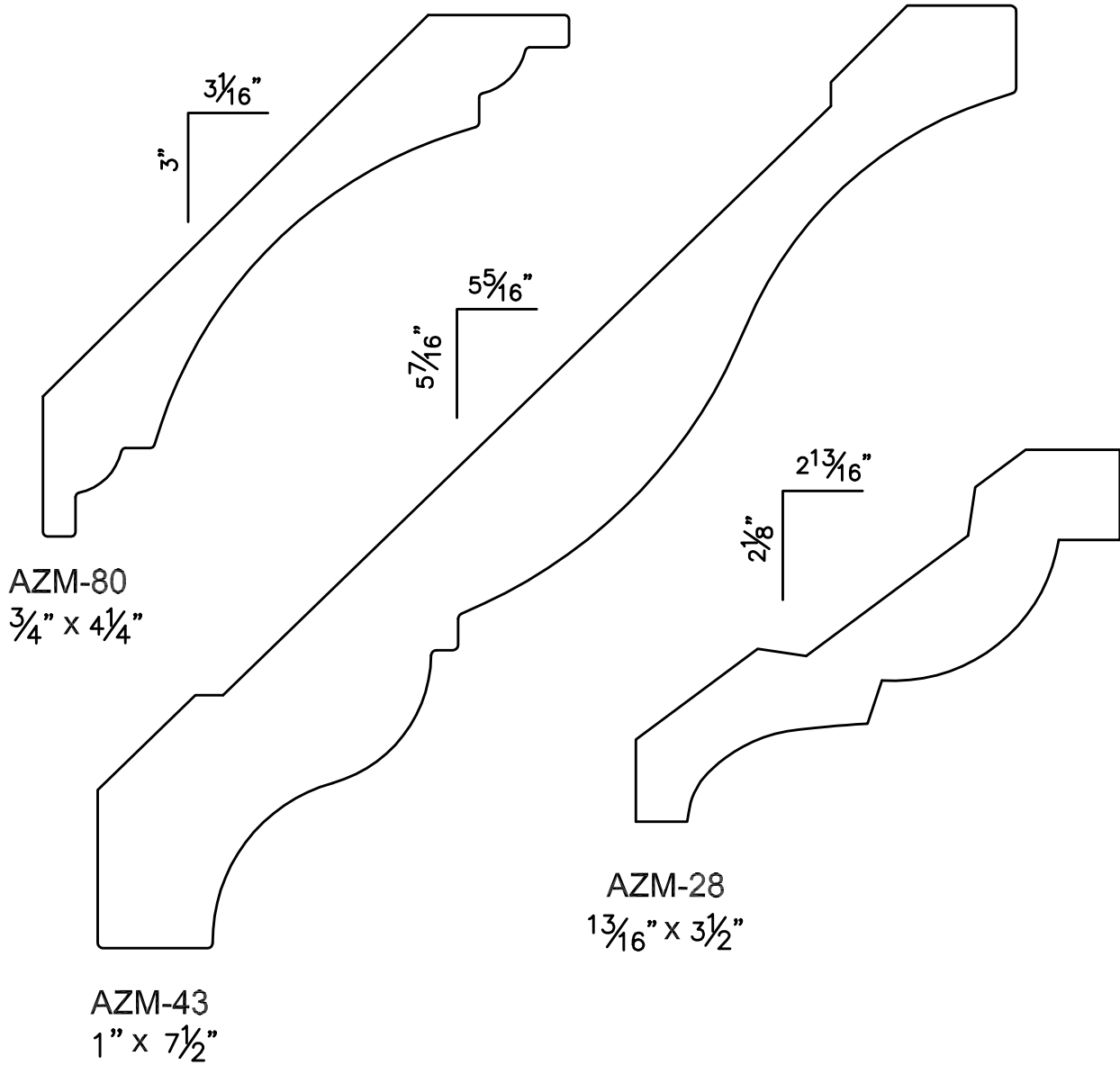


9469-Exterior Sill \*

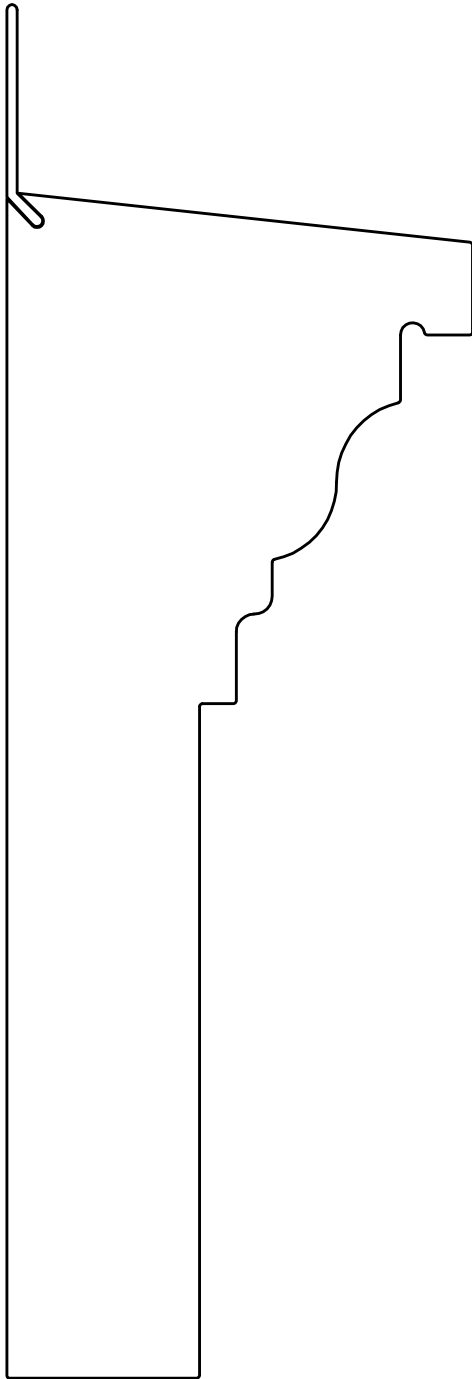


9470-Sill Nose \*

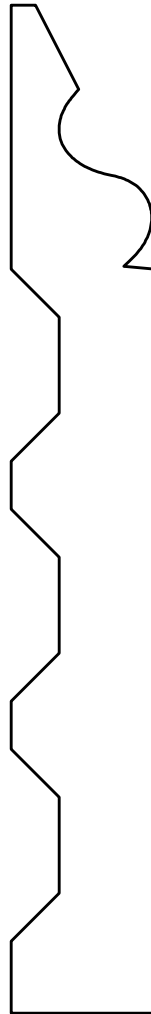
# PVC MOULDINGS



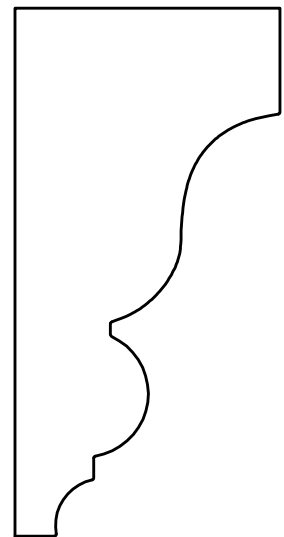
AZM-606  
 $1\frac{5}{16}'' \times 5\frac{1}{4}''$



AZM-6216  
 $2\frac{13}{32}$ " x 1" x  $\frac{7}{8}$ "


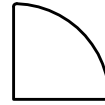


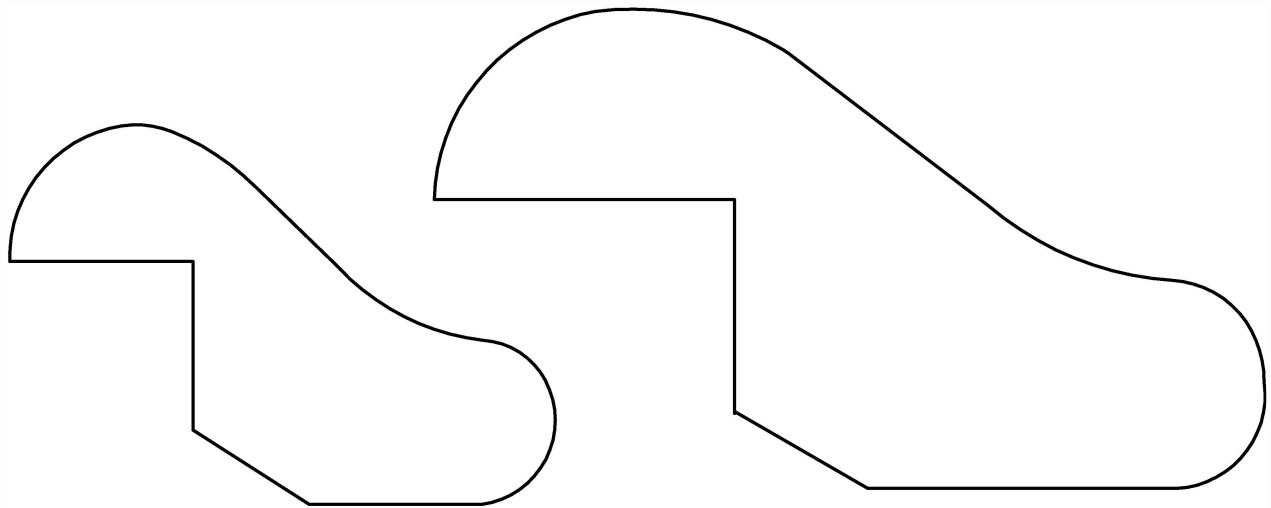
AZM-163  
 $\frac{3}{4}$ " x  $5\frac{1}{4}$ "



AZM-6937  
 $2\frac{3}{4}$ " x  $1\frac{3}{8}$ "

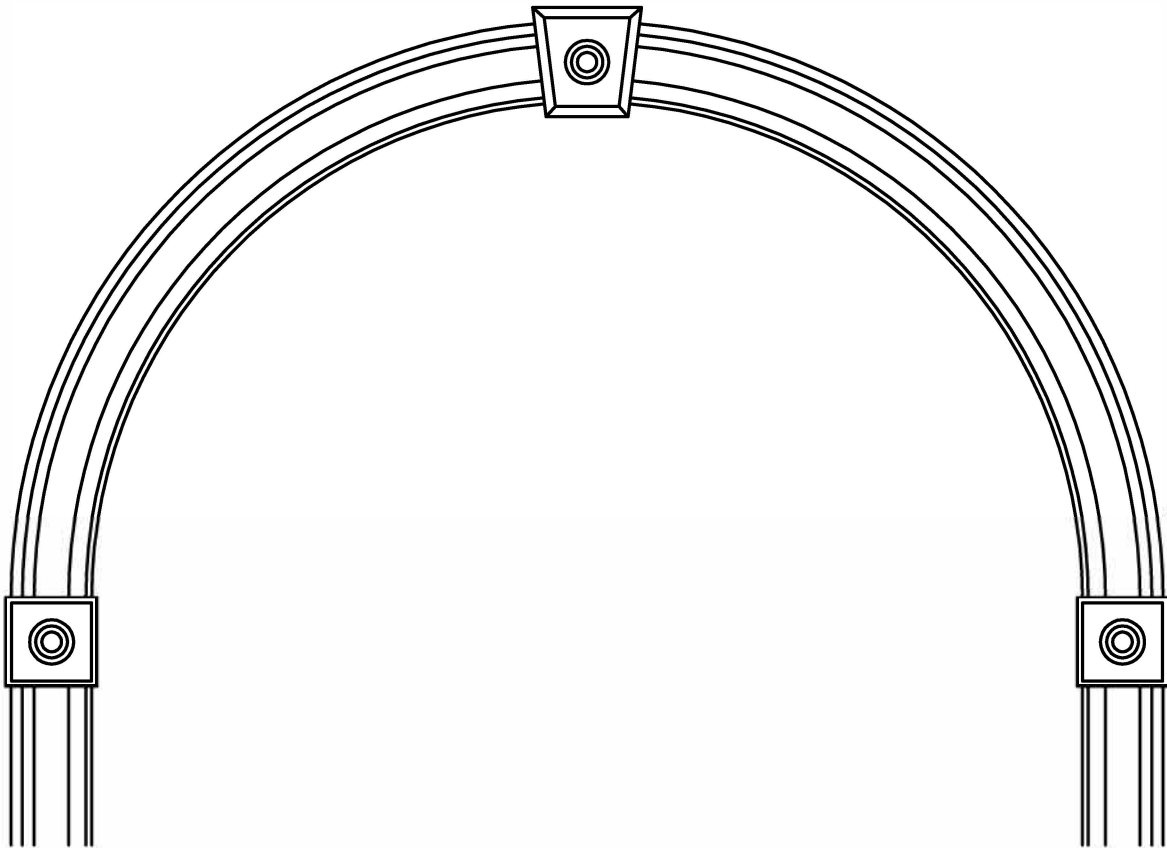
## ROYAL MOULDINGS

COLONIAL CASING —  $1\frac{1}{16}$ " x  $2\frac{1}{4}$ "STOP —  $\frac{5}{8}$ " x  $\frac{5}{8}$ "QUARTER ROUND \*  
 $\frac{1}{2}$ " x  $\frac{1}{2}$ "



**4096-BAR-1 $\frac{1}{4}$ " x 3"**

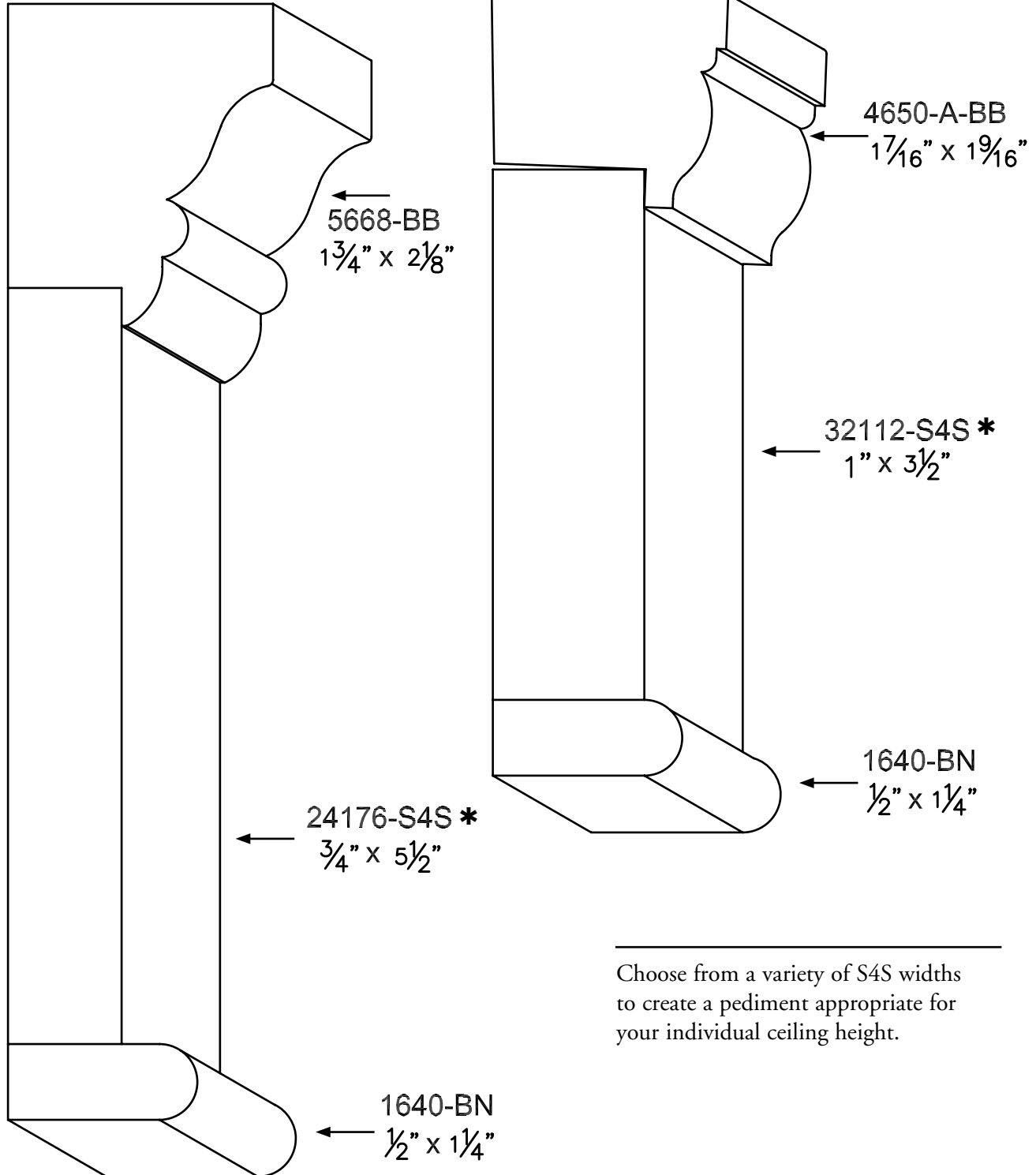
**56144-BAR -1 $\frac{3}{4}$ " x 4 $\frac{1}{2}$ "**



Arched casings and convex or concave bases, crowns and chair rails are available in various profiles on a per order basis.

# PEDIMENT HEAD DESIGN IDEAS

Adding a pediment head is a simple way to dramatically transform any architectural door or window opening.



Choose from a variety of S4S widths to create a pediment appropriate for your individual ceiling height.