

GENERAL INFORMATION

Stock Moulding Profiles

Most mouldings shown are readily available and stocked in our warehouse or at one of our vendors. Species readily available consist of **Alder, Cherry, Hickory, Maple, Primed Pine, Primed Poplar, Poplar, Red Oak, Ultra Light Fiberboard, White Pine,** and **Walnut**, depending on the profile. Custom runs of species not stocked are available.

All moulding profiles have been drawn to full scale, accompanied by dimensions.

Random Lengths

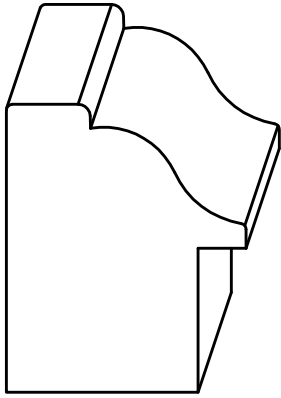
All clear species are supplied in random lengths between 3' and 16', depending on the item. Finger-joint material is generally supplied in 14' through 16' lengths, also dependent on the item. Finger-joint items may have up to 5% of the lengths shorter than 14'.

Specified Lengths

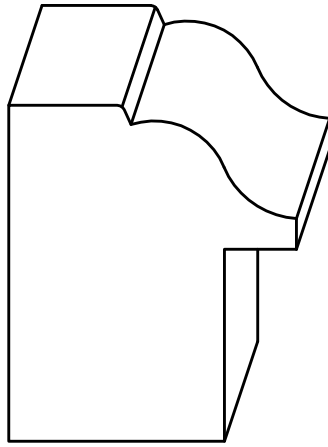
Specified lengths are available for an additional up-charge. These up-charges can vary depending on the item. When specified lengths are ordered, we have the option to ship a combination of lengths to achieve the lengths ordered, but you will not be invoiced for more than 10% of the over-shipment. Specified 16' lengths are subject to availability.

Reprinted 5/2016

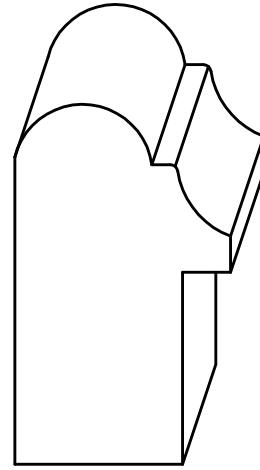
BACKBANDS



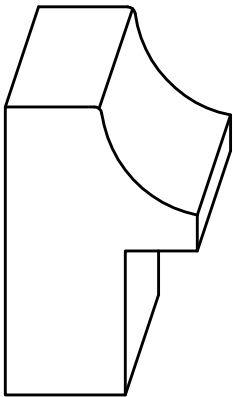
4048-ID-BB
1¼" x 1½"



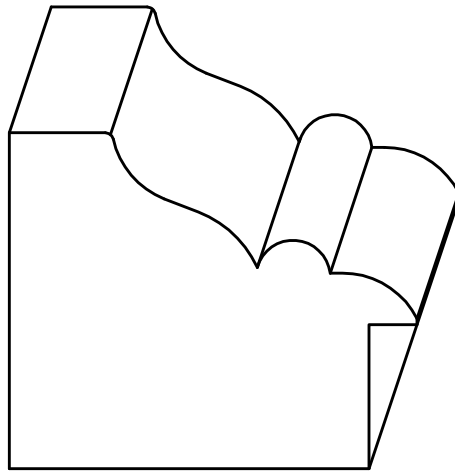
4856-ITC-BB
1½" x 1¾"



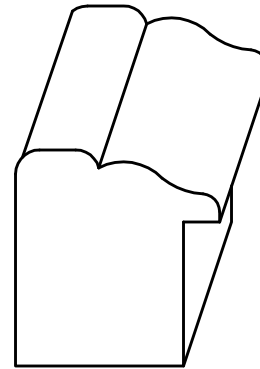
3660-BB
1⅛" x 1⅞"



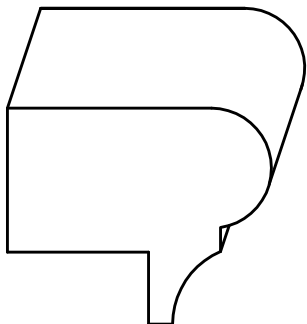
3248-IT-BB
1" x 1½"



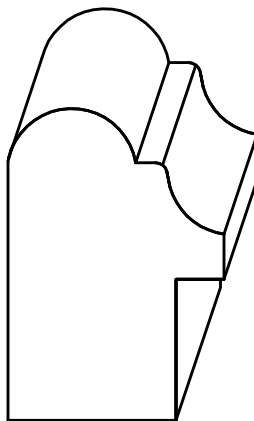
5668-BB
1¾" x 2⅛"



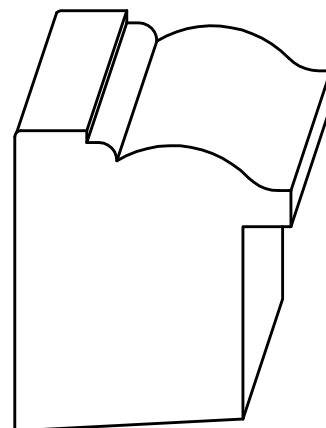
3436-BB *
1⅛" x 1⅛"



123-WP-POP – 1⅛" x 1⅜"
Wainscot Cap *

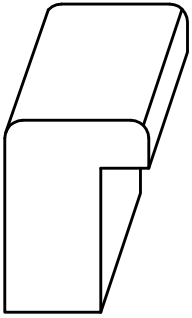


3652-BB
1⅛" x 1⅝"

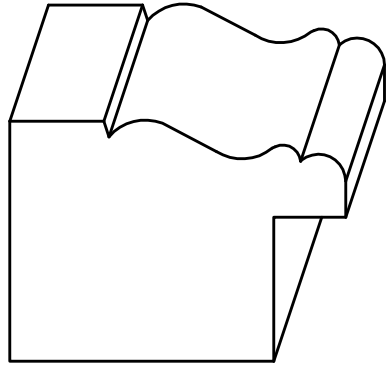


4650-A-BB
1⅞" x 1⅞"

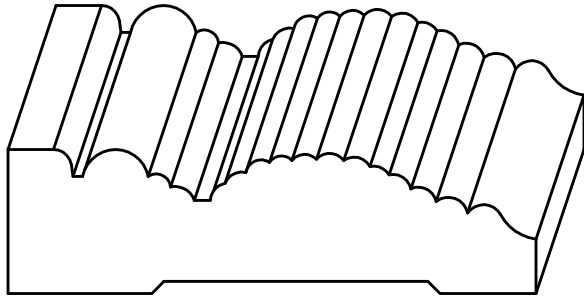
3 BACKBANDS



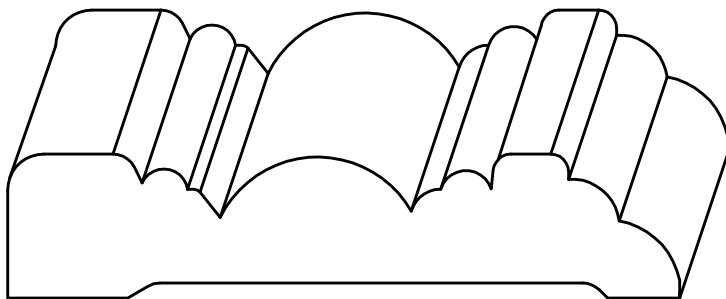
2432-EG-BB *
3/4" x 1"




PK553 CAP-POP *
1 1/4" x 1 3/4"



2488-RD-CA - 3/4" x 2 3/4"

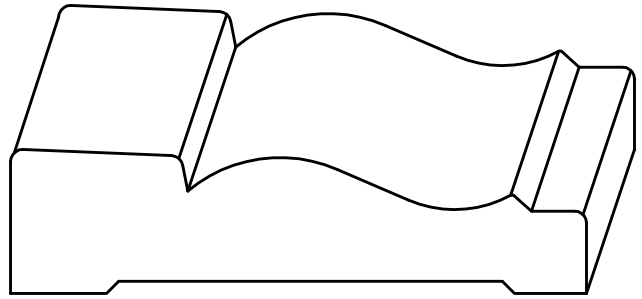


24112-B-CA - 3/4" x 3 1/2"

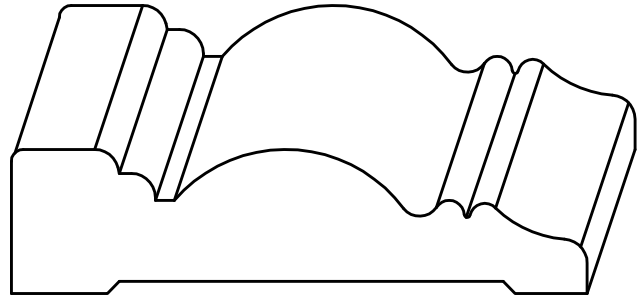


24112-RV-CA - 3/4" x 3 1/2"

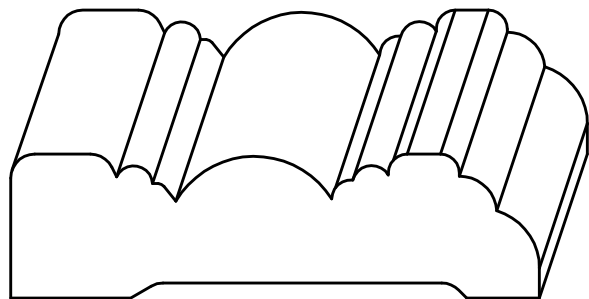
CASINGS



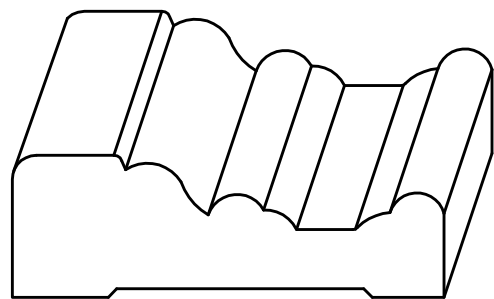
2496-Q-CA - 3/4" x 3"



2496-P-CA - 3/4" x 3"

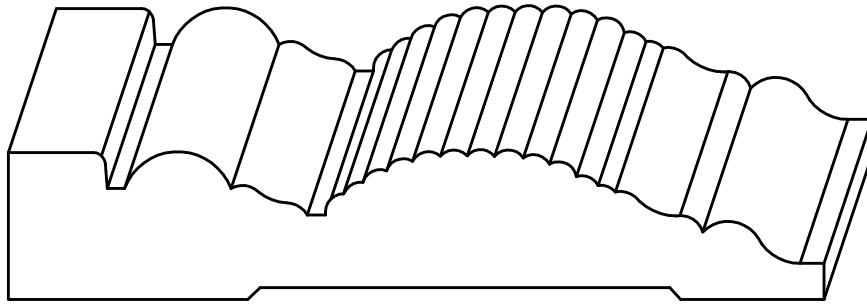


2488-B-CA - 3/4" x 2 3/4"

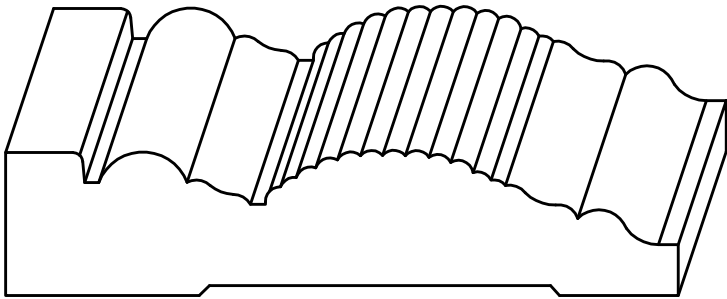


2472-MW-CA - 3/4" x 2 1/4"

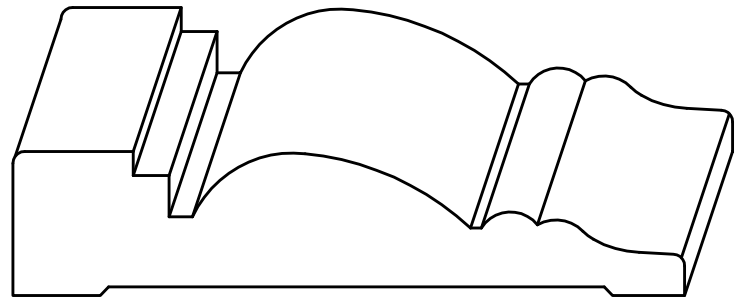
CASINGS




24136-RD-CA — $\frac{3}{4}$ " x $4\frac{1}{4}$ "



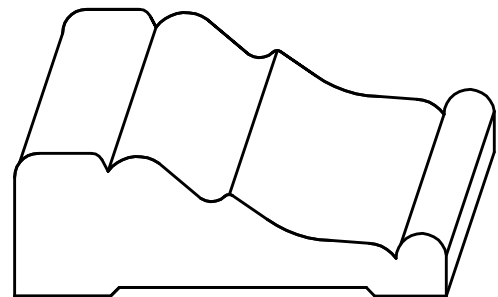
24112-RD-CA — $\frac{3}{4}$ " x $3\frac{1}{2}$ "



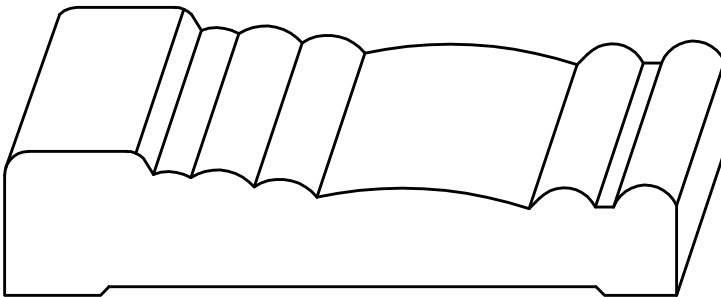
24112-P-CA — $\frac{3}{4}$ " x $3\frac{1}{2}$ "



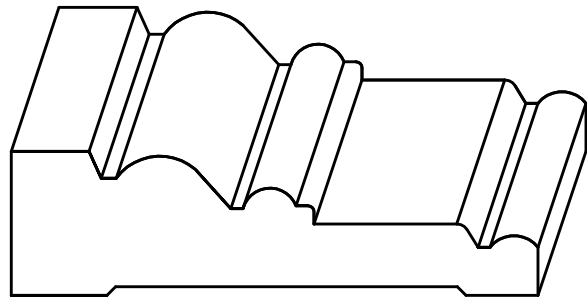
24136-E-CA — $\frac{3}{4}$ " x $4\frac{1}{4}$ "



2472-B-CA — $\frac{3}{4}$ " x $2\frac{1}{4}$ "

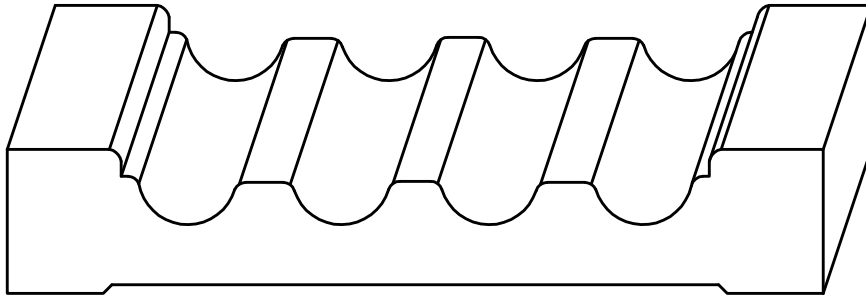


24112-E-CA — $\frac{3}{4}$ " x $3\frac{1}{2}$ " *

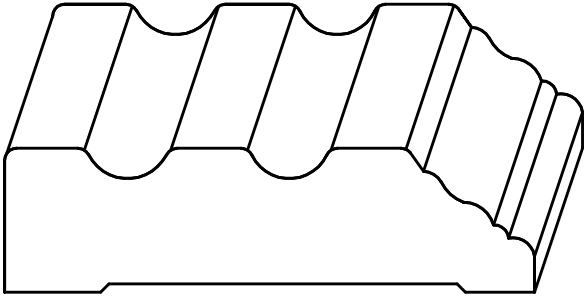


2488-E-CA — $\frac{3}{4}$ " x $2\frac{3}{4}$ "

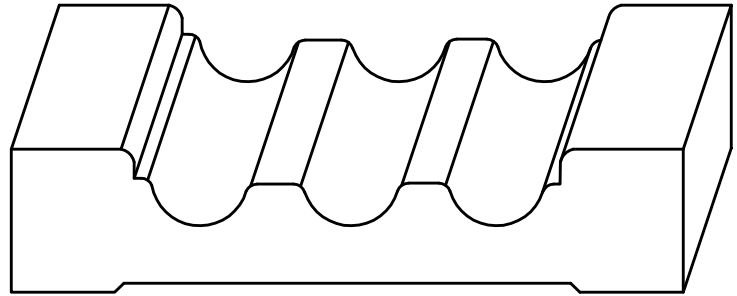
CASINGS



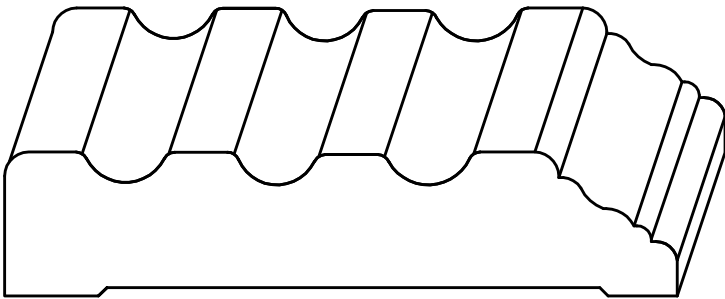
24136-RF-CA - $\frac{3}{4}$ " x $4\frac{1}{4}$ "



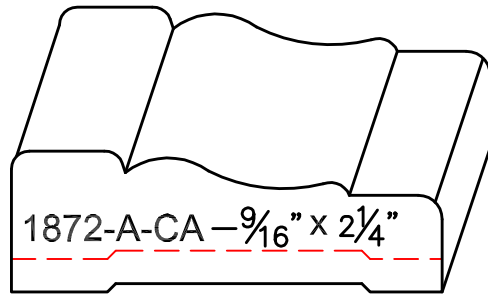
2488-F-CA - $\frac{3}{4}$ " x $2\frac{3}{4}$ "



24112-RF-CA - $\frac{3}{4}$ " x $3\frac{1}{2}$ " *



24112-F-CA - $\frac{3}{4}$ " x $3\frac{1}{2}$ "

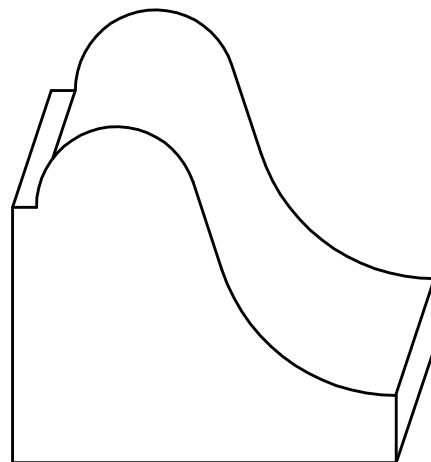


1872-A-CA - $\frac{9}{16}$ " x $2\frac{1}{4}$ "

2472-A-CA - $\frac{3}{4}$ " x $2\frac{1}{4}$ "

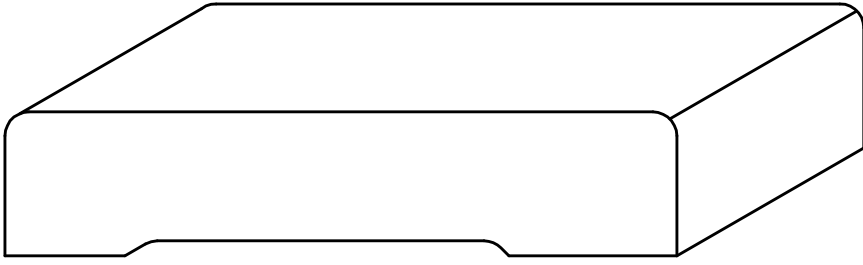


24104-R-CA - $\frac{3}{4}$ " x $3\frac{1}{4}$ "

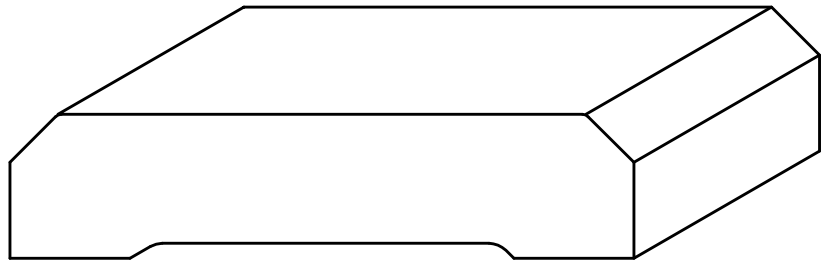


5664-IT2-CA - $1\frac{3}{4}$ " x 2"

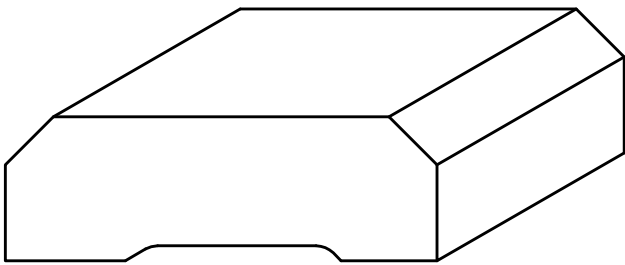
CASINGS



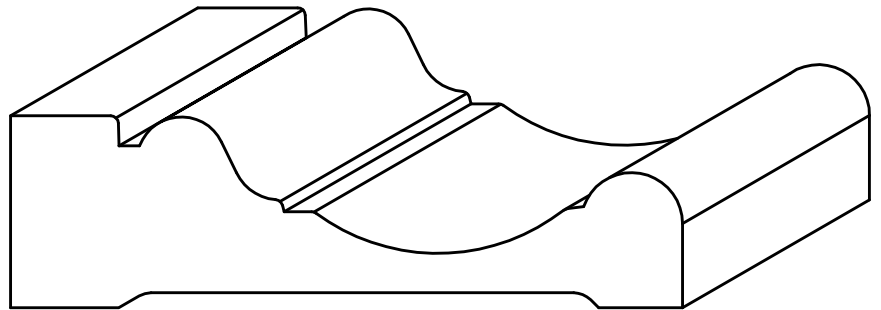
24112-R-CA
 $\frac{3}{4}$ " x $3\frac{1}{2}$ "



24104-C-CA
 $\frac{3}{4}$ " x $3\frac{1}{4}$ "

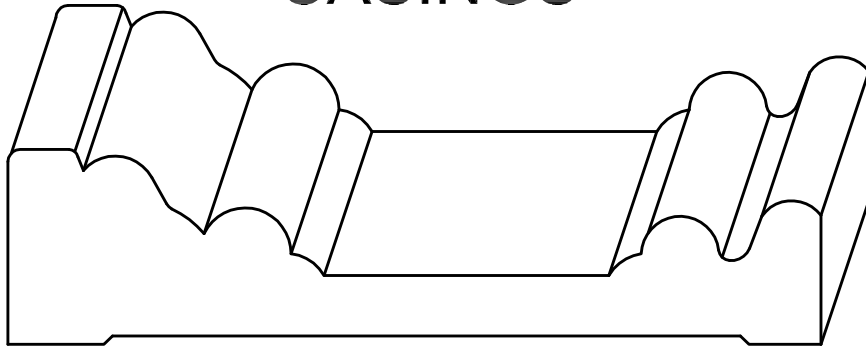


2472-C-CA
 $\frac{3}{4}$ " x $2\frac{1}{4}$ "

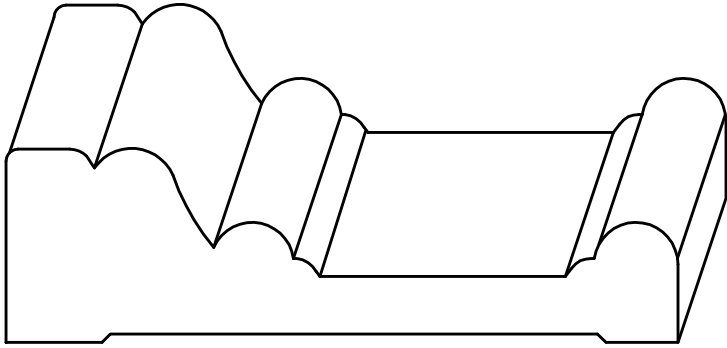


32112-IT2-CA
 1" x $3\frac{1}{2}$ "

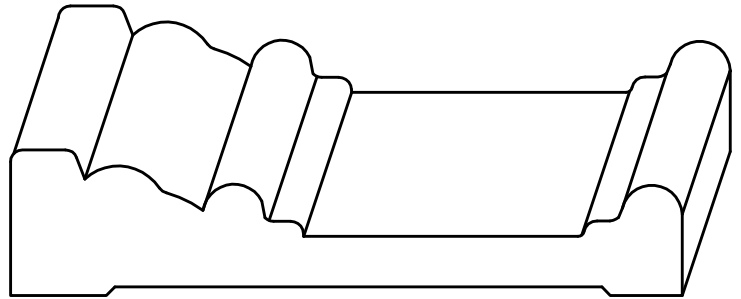
CASINGS



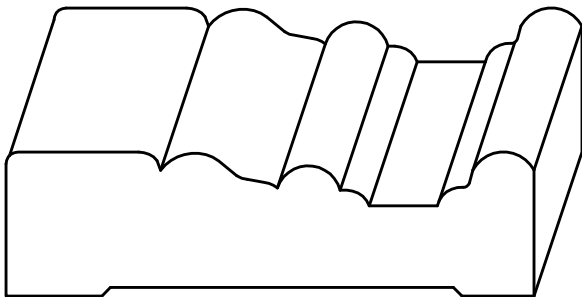
32136-CA — 1" x 4¼"



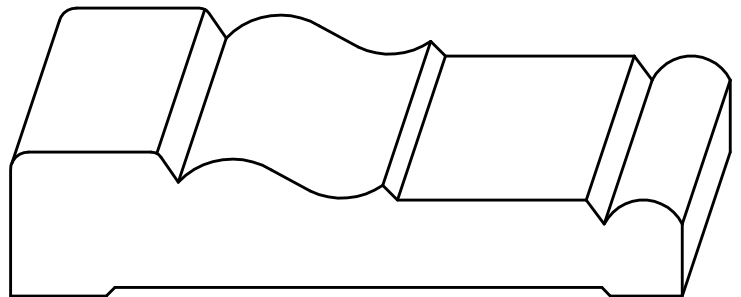
32112-H-CA — 1" x 3½" *
Poplar & Primed Gesso



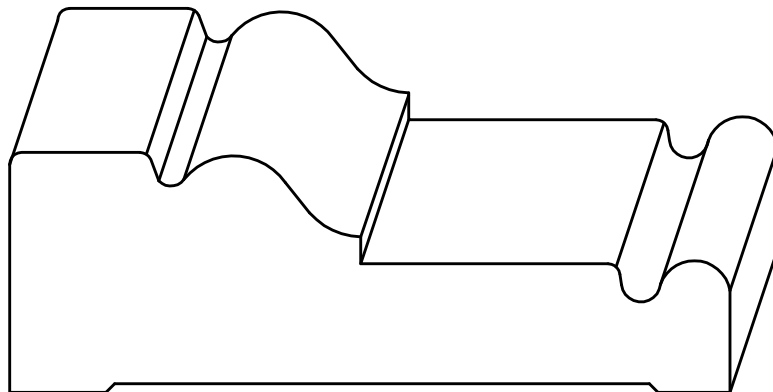
24112-CA — ¾" x 3½" *



2488-CA — ¾" x 2¾" *

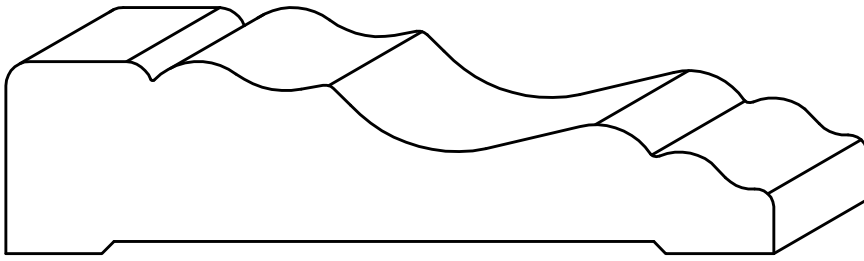


24112-C-CA — ¾" x 3½" *

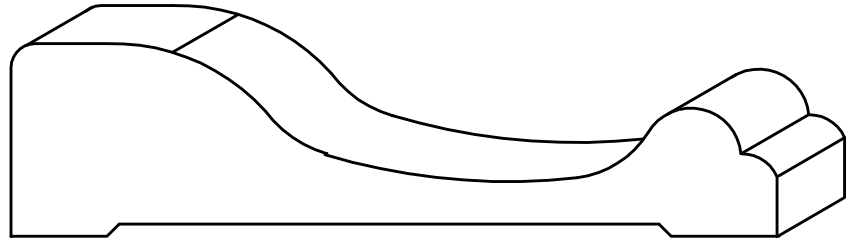


40120-CA — 1¼" x 3¾"

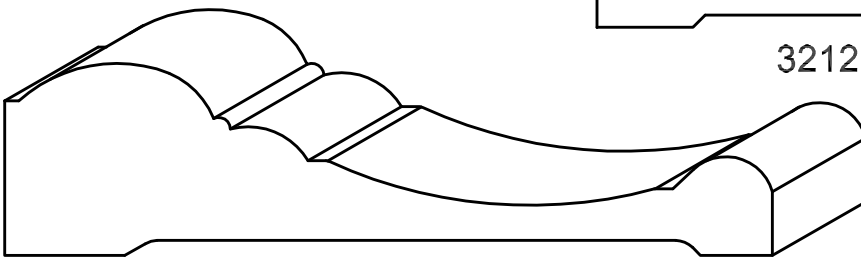
CASINGS



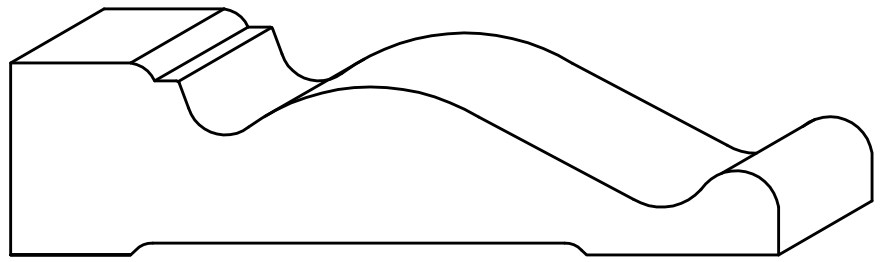
32128-J-CA - 1" x 4"



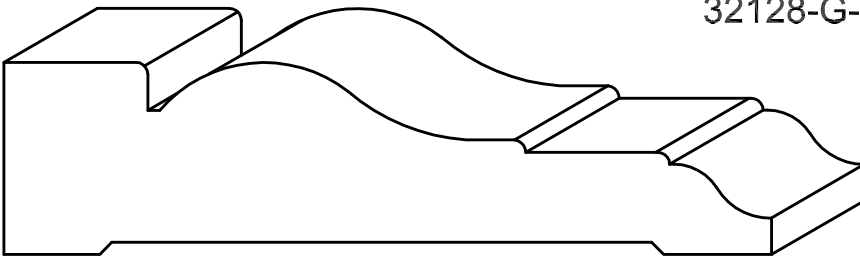
32128-K-CA - 1" x 4"



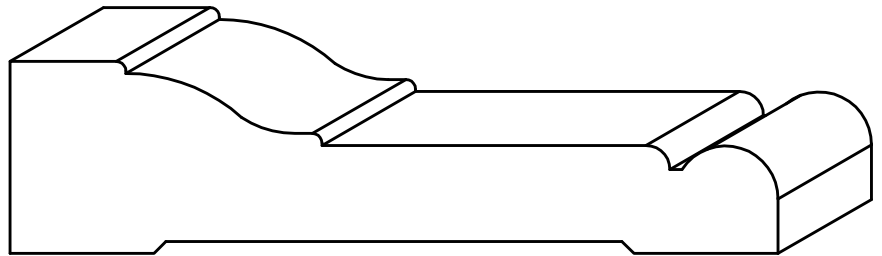
32128-L-CA - 1" x 4"



32128-G-CA - 1" x 4"

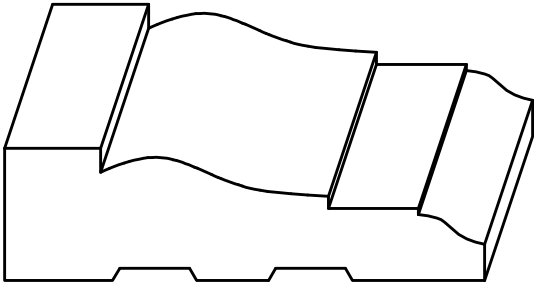


32128-H-CA - 1" x 4"

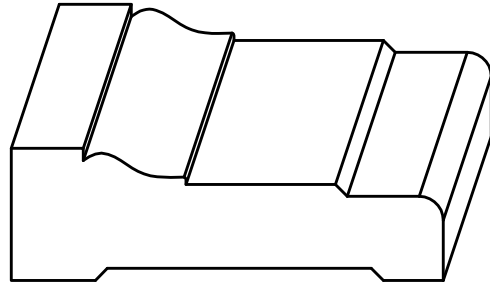


32128-I-CA - 1" x 4"

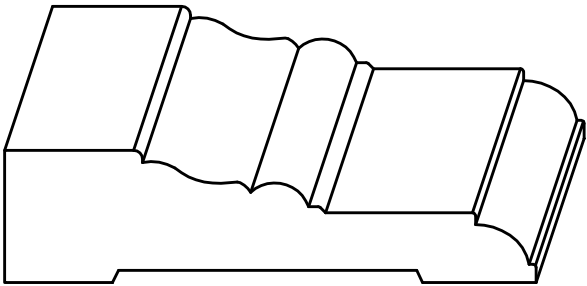
CASINGS



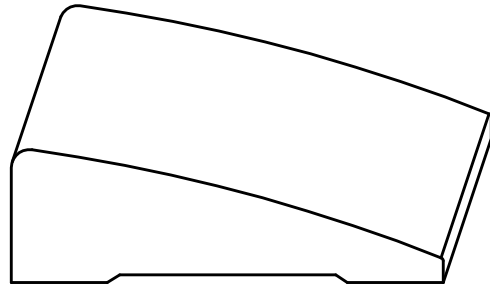
245-WP — $1\frac{1}{16}$ " x $2\frac{1}{2}$ " *



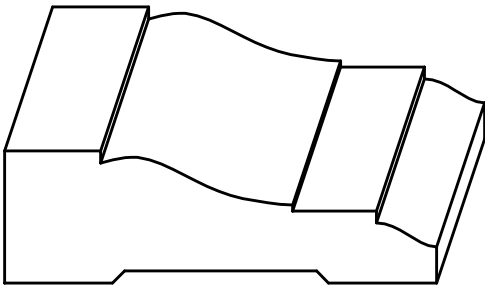
260-WP — $1\frac{1}{16}$ " x $2\frac{1}{4}$ " *
260-PWP — $1\frac{1}{16}$ " x $2\frac{1}{4}$ " *



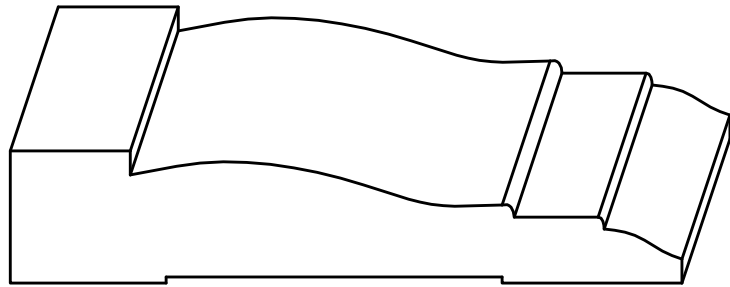
PK131-POP — $1\frac{1}{16}$ " x $2\frac{3}{4}$ " *



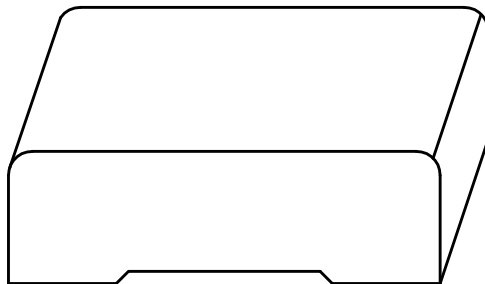
261-WP — $1\frac{1}{16}$ " x $2\frac{1}{4}$ " *
261-PWP — $1\frac{1}{16}$ " x $2\frac{1}{4}$ " *



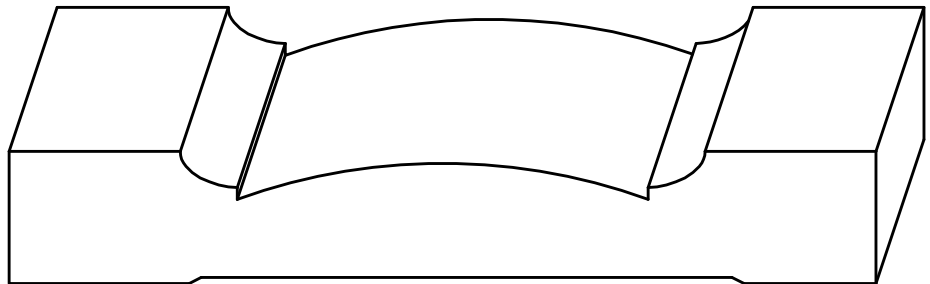
366-WP — $1\frac{1}{16}$ " x $2\frac{1}{4}$ " *
366-PWP — $1\frac{1}{16}$ " x $2\frac{1}{4}$ " *



262-WP — $1\frac{1}{16}$ " x $3\frac{1}{2}$ " *
262-PWP — $1\frac{1}{16}$ " x $3\frac{1}{2}$ " *

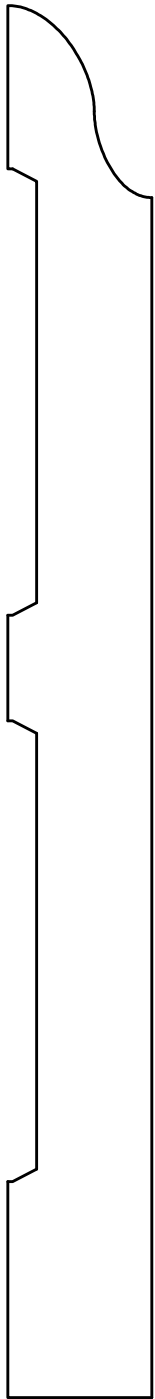


453-WP — $1\frac{1}{16}$ " x $2\frac{1}{4}$ " *

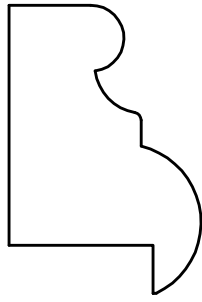
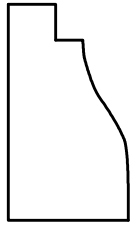


250 YP COL — $\frac{3}{4}$ " x $4\frac{1}{2}$ " *

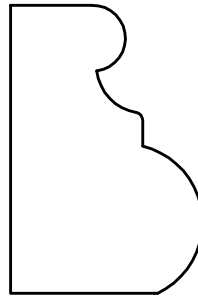
BASEBOARDS



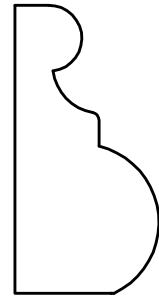
WM 73-YP-POP
5/8" x 1/8" *
Base cap




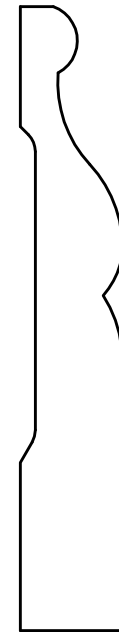
3248-ITC-BC
1" x 1/2"
Base cap



3248-US-BC
1" x 1/2"
Base cap



2448-US-BC
3/4" x 1/2"
Base cap



116-YP *
3/4" x 7"

115-WP & PWP *
9/16" x 5/4"

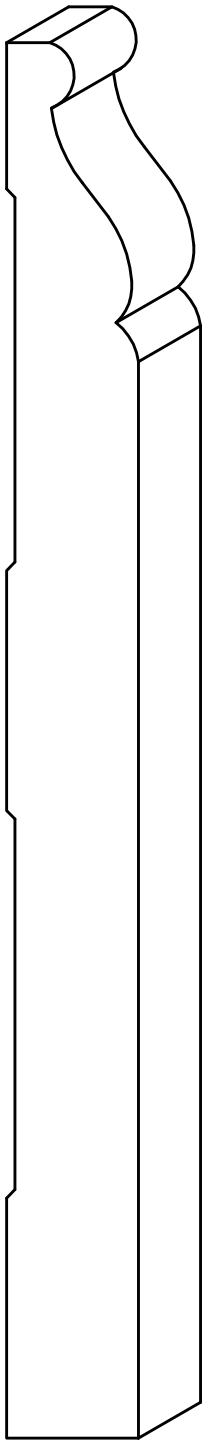
7613-FJ *
9/16" x 5/4"

7612-FJ *
9/16" x 4/4"


PFP-18104-CB *
9/16" x 3/4"

PK21-PWP *
5/8" x 5/4"

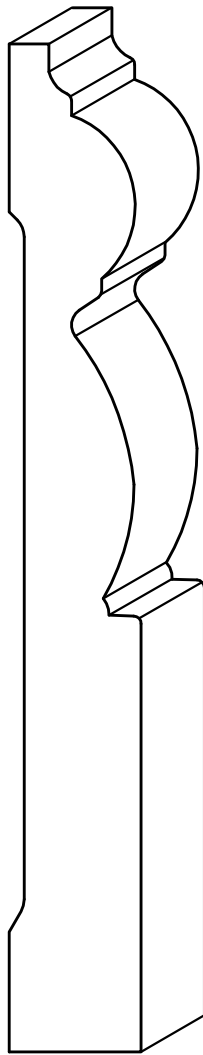
BASEBOARDS



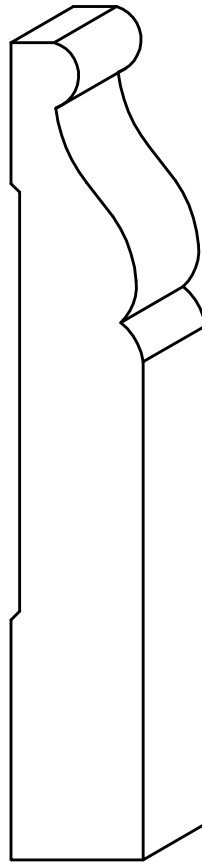
22232-CB *
1 1/16" x 7 1/4"



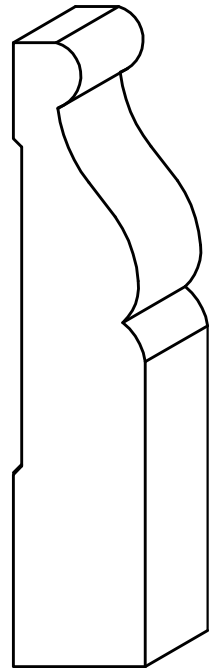
22168-CB *
1 1/16" x 5 1/4"



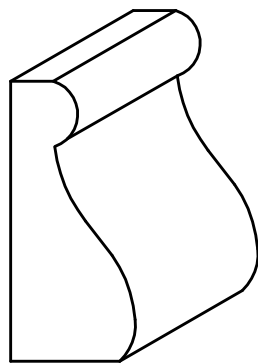
22168-HL-B
1 1/16" x 5 1/4"



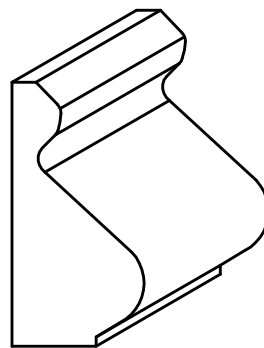
22136-CB
1 1/16" x 4 1/4"
* (oak)



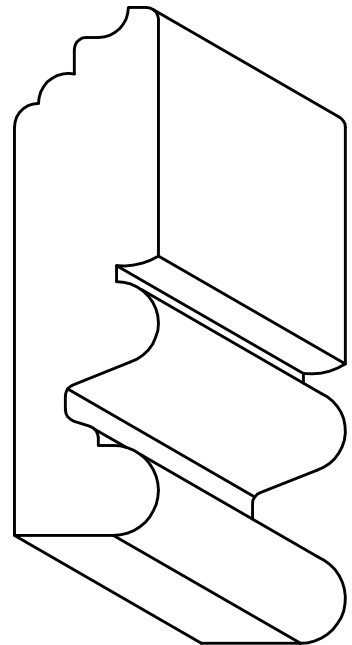
22104-CB *
1 1/16" x 3 1/4"



2148-CB
2 1/32" x 1 1/2"
Baseboard Cap




2244-B * (oak)
1 1/16" x 1 3/8"
Baseboard Cap

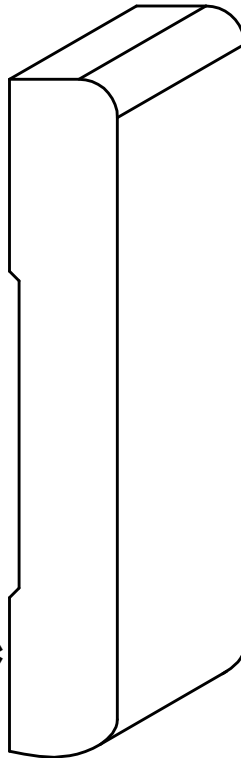


2488-EJ-CB
3/4" x 2 3/4"
Crown Base

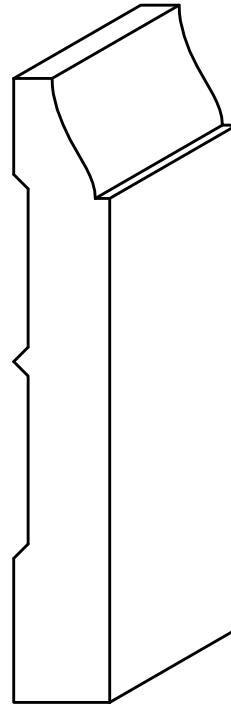
BASEBOARDS



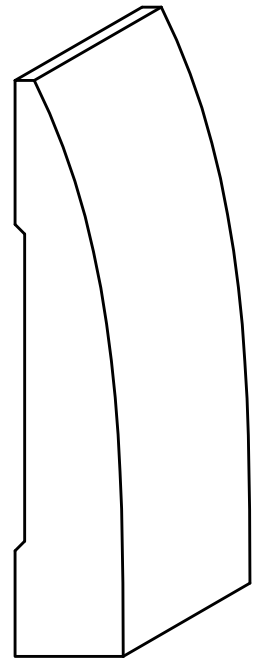
117-WP-PWP-POP*
9/16" x 3/4"




432-WP*
9/16" x 3/2"




WM623-PWP*
9/16" x 3/4"




118-WP-PWP*
9/16" x 3"




18168-OG-B
9/16" x 5/4"




18136-OG-B
9/16" x 4/4"



18104-OG-B
9/16" x 3/4"



18136-R-B
9/16" x 4/4"

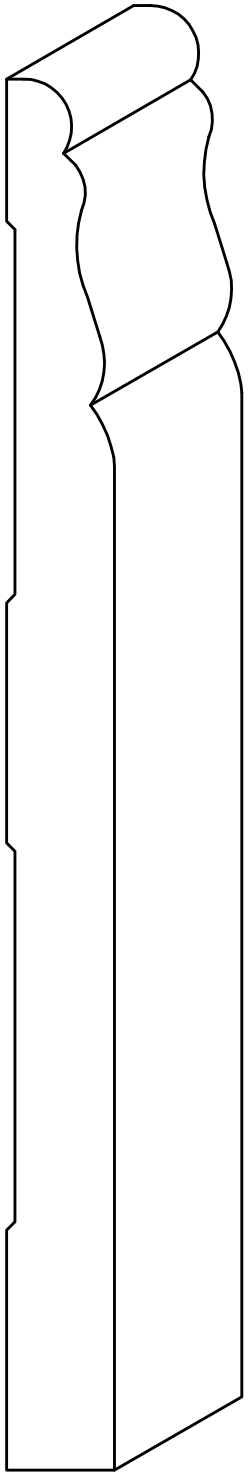


18136-TB
9/16" x 4/4"

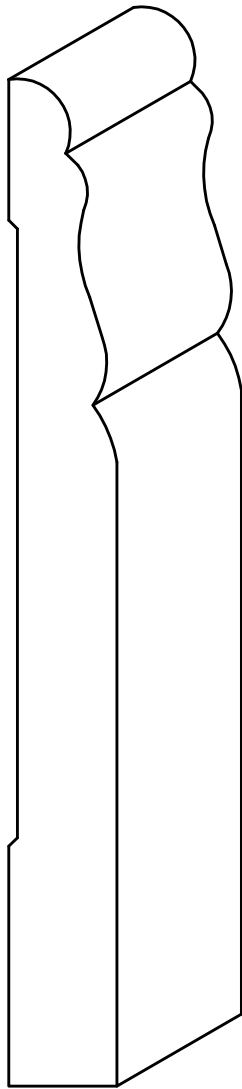
The Hyde Park Lumber Co. 3360 Red Bank Rd. Cincinnati, OH 45227
Phone (513) 271-1500 Fax (513) 271-6145 www.hydeparklumber.com

stocked at HPL*


BASEBOARDS



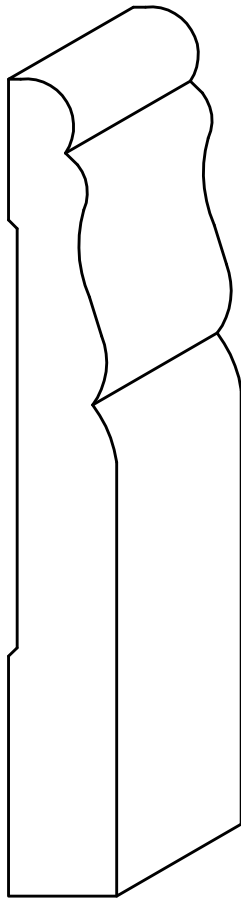
18232-B
9/16" x 7/4"



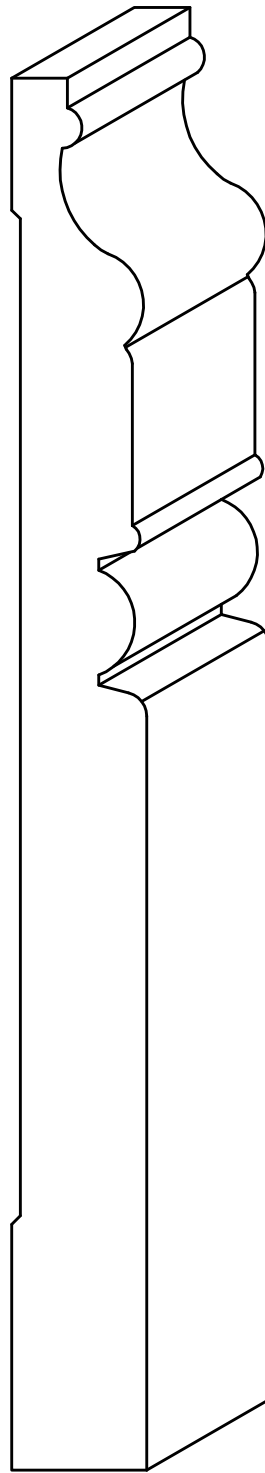
18168-B *
9/16" x 5/4"



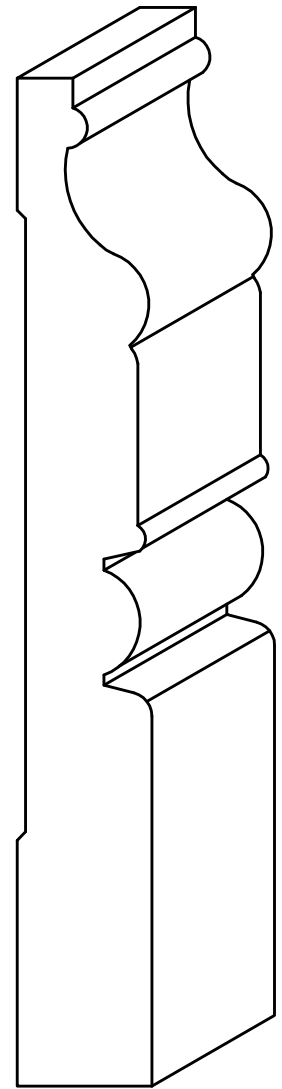
16104-B
1/2" x 3/4"



18136-B *
9/16" x 4/4"




22232-E-B
1 1/16" x 7/4"




22168-E-B
1 1/16" x 5/4"


BASEBOARDS



14104-B14-B
 $\frac{7}{16}$ " x $\frac{3}{4}$ "



14168-B14-B
 $\frac{7}{16}$ " x $\frac{5}{4}$ "

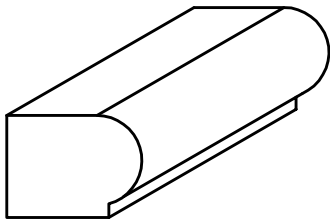


20168-1R18-B
 $\frac{5}{8}$ " x $\frac{5}{4}$ "



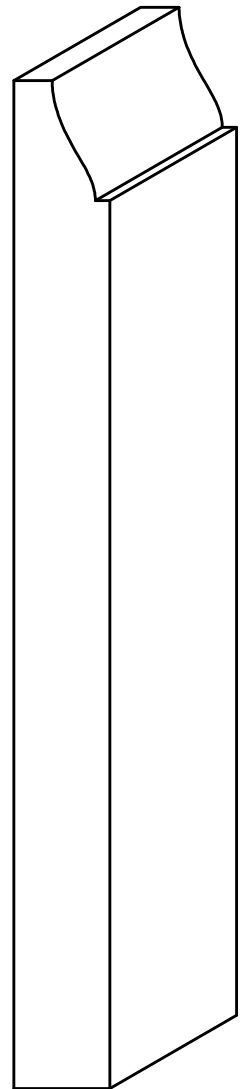
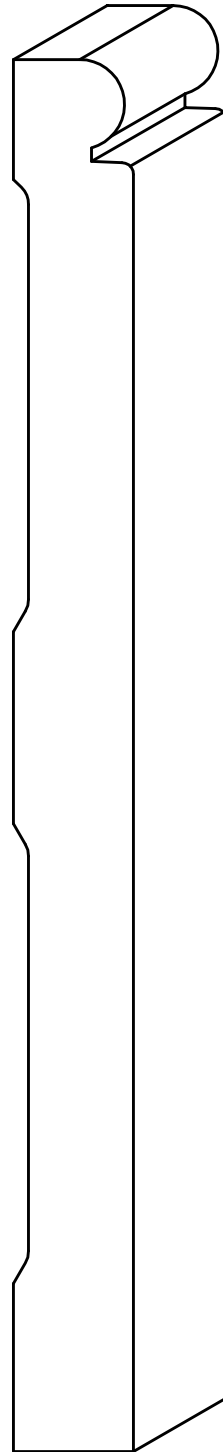
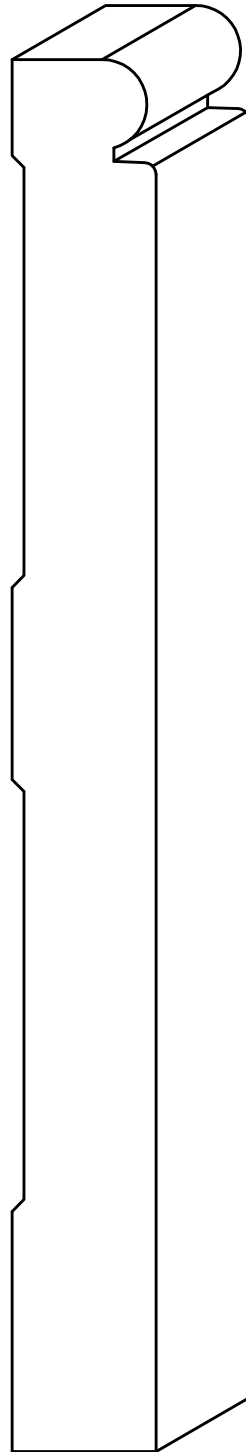


20168-BD-B
 $\frac{5}{8}$ " x $\frac{5}{4}$ "

BASEBOARDS



1723-BD-BC
 $1\frac{7}{32}$ " x $2\frac{3}{32}$ " Base Cap



24112-BD-B
 $\frac{3}{4}$ " x $3\frac{1}{2}$ "

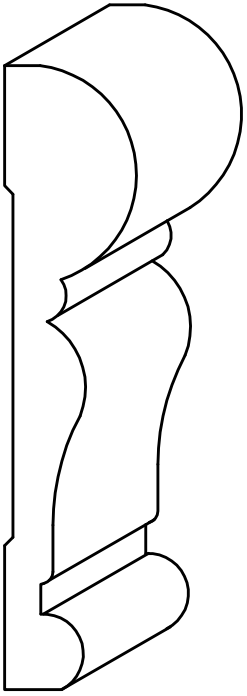
24168-BD-B
 $\frac{3}{4}$ " x $5\frac{1}{4}$ "

24232-BD-B
 $\frac{3}{4}$ " x $7\frac{1}{4}$ "

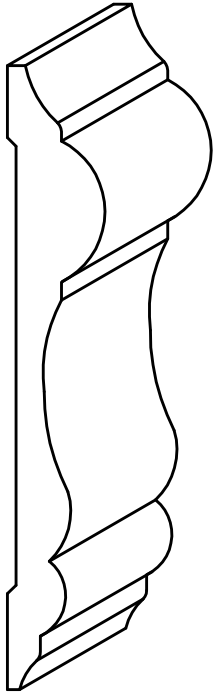
20232-BD-B
 $\frac{5}{8}$ " x $7\frac{1}{4}$ "

618-PINE *
 $\frac{9}{16}$ " x $5\frac{1}{4}$ "

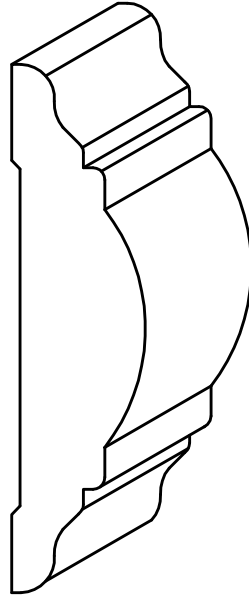
CHAIR RAILS



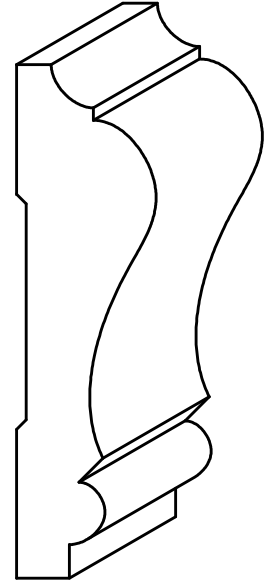
22104-CH *
1 1/16" x 3 1/4"



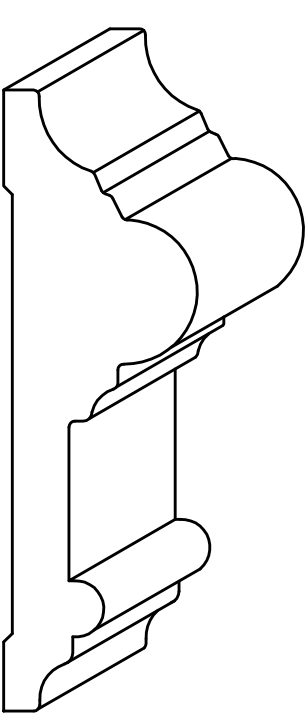
16104-CH *
1/2" x 3 1/4"



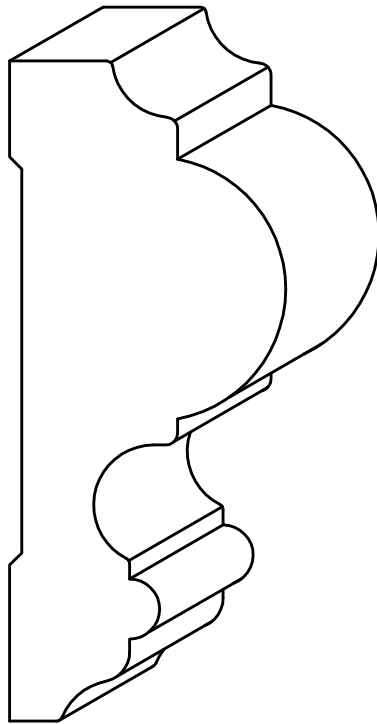
2288-CH
1 1/16" x 2 3/4"



112-WP-PWP *
1 1/16" x 2 5/8"

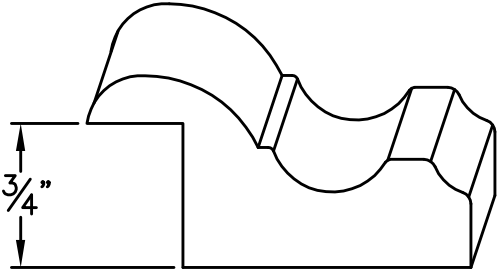


32104-CH
1" x 3 1/4"

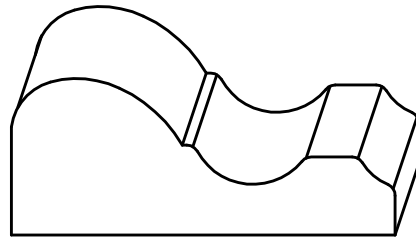


46110-TCS-CH
1 7/16" x 3 7/16"

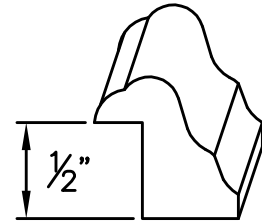
PANEL MOULDS



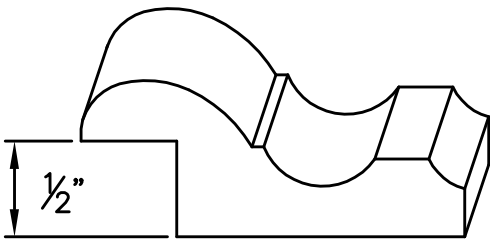
3264-PR *
1" x 2"



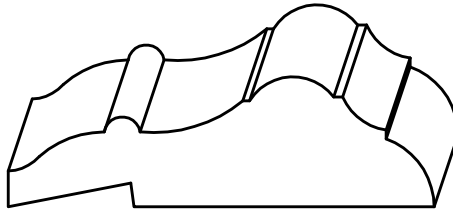
2664-P *
1 3/16" x 2"



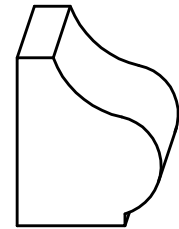
2424-R *
3/4" x 3/4"



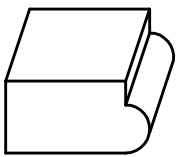
2664-PR *
1 3/16" x 2"



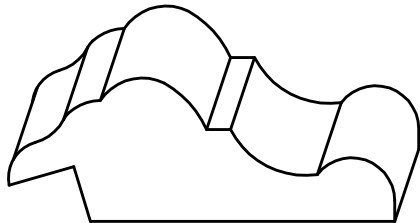
WP391 *
1 1/16" x 2 1/4"



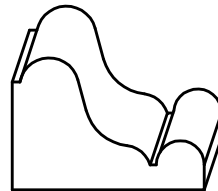
2428-ITC-PM
3/4" x 7/8"




1224-KR
3/8" x 3/4"



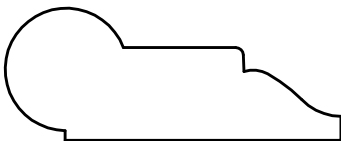
2464-PM Can be positioned to accommodate
3/4" x 2" a thickness of 3/16" to 3/4".



2232-TM
1 1/16" x 1"



1632-CK-PM
1/2" x 1"

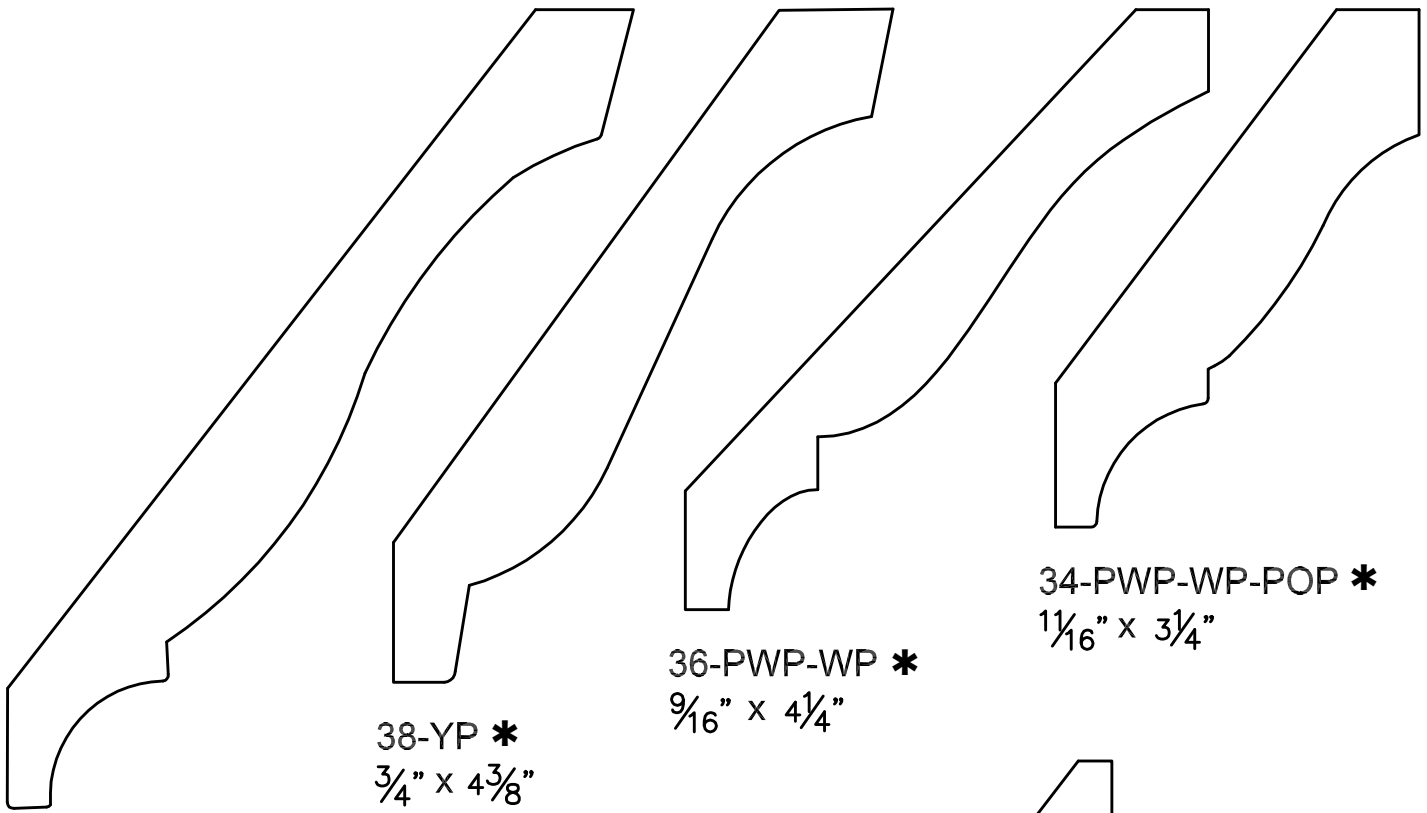


2256-IT-PM - 1 1/16" x 1 3/4"
Panel Mould



263-WP - 3/8" x 1 1/8" *
Panel Moulding

CROWNS

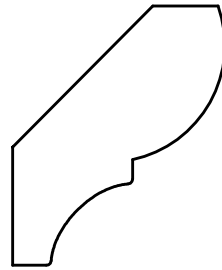


35-PWP-WP-POP *
1 1/16" x 5 1/4"


38-YP *
3/4" x 4 3/8"

36-PWP-WP *
9/16" x 4 1/4"

34-PWP-WP-POP *
1 1/16" x 3 1/4"

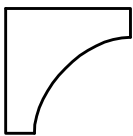


66-PWP-WP *
9/16" x 1 3/4"

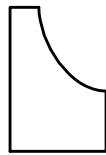


33-YP *
1 1/16" x 2 1/4"

COVE MOULDS



62-WP *
1 1/16" x 1 1/16"

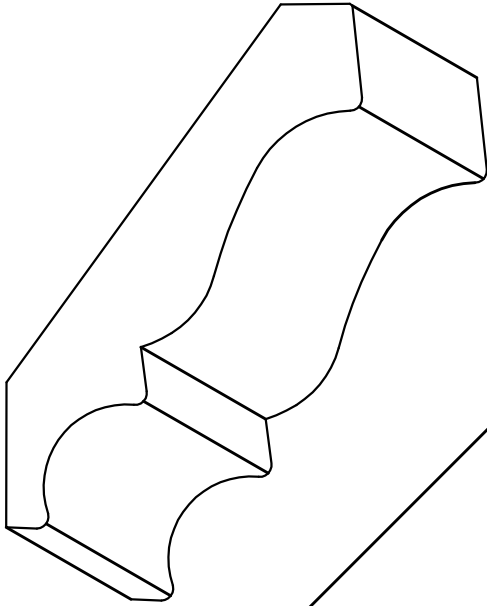


200-OAK *
1/2" x 3/4"

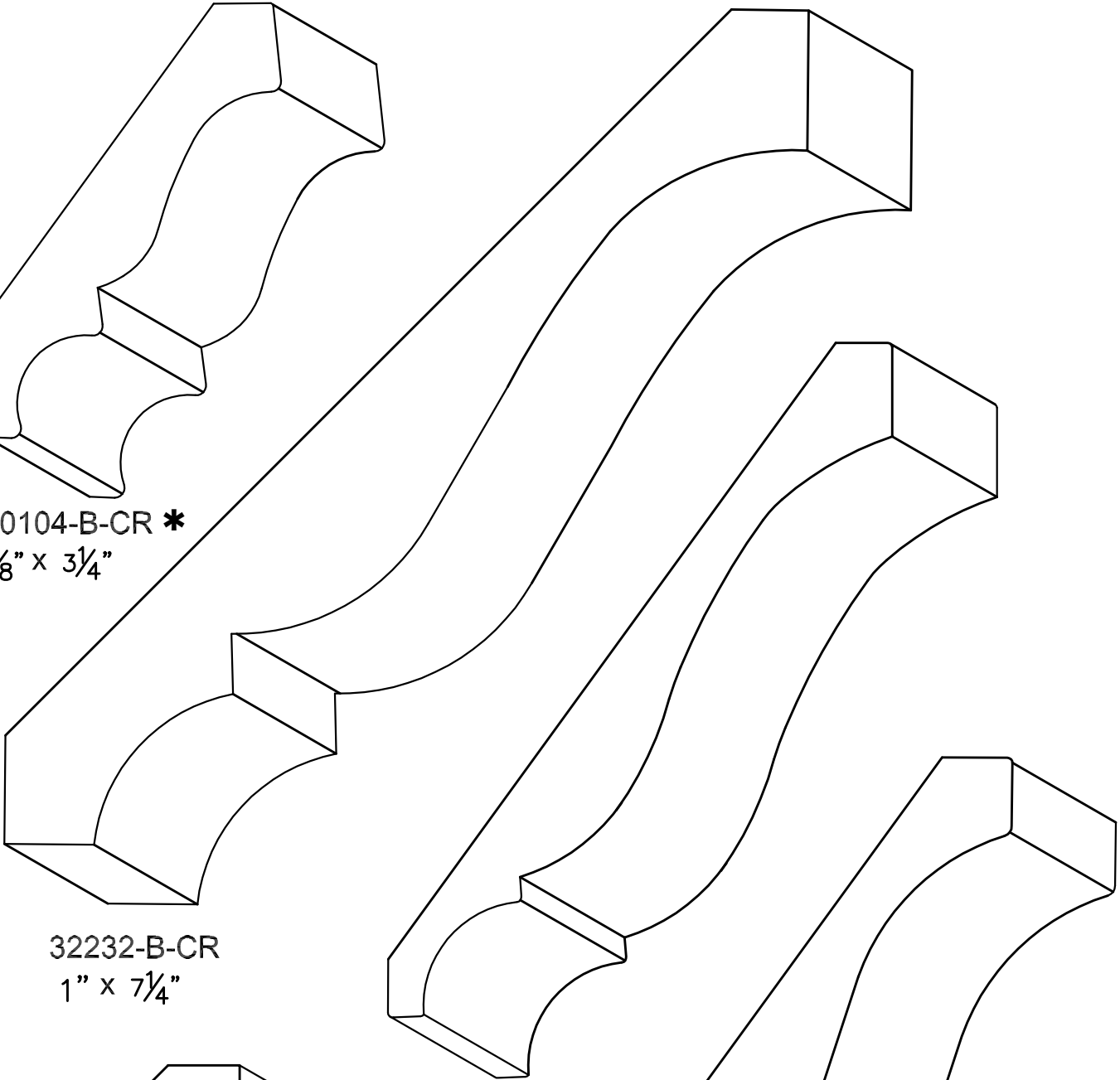


61-WP *
1 1/16" x 1 1/8"


CROWNS



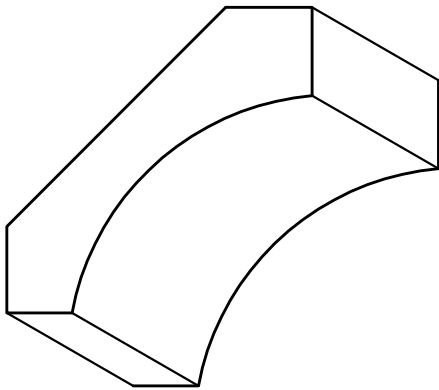
20104-B-CR *
5/8" x 3 1/4"



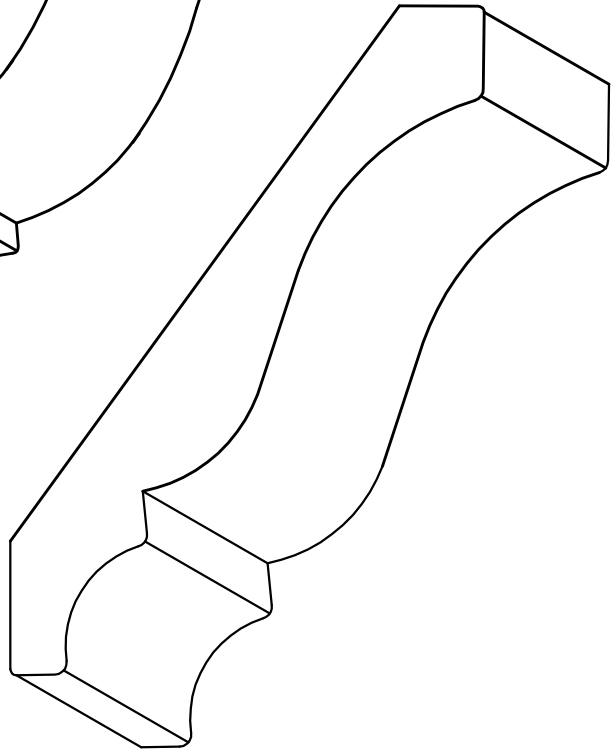
32232-B-CR
1" x 7 1/4"



20168-B-CR
5/8" x 5 1/4"

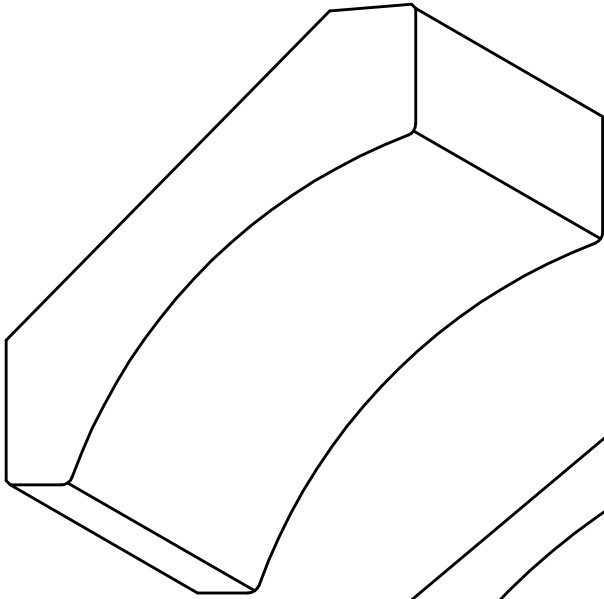


84-PINE *
9/16" x 2 1/4"

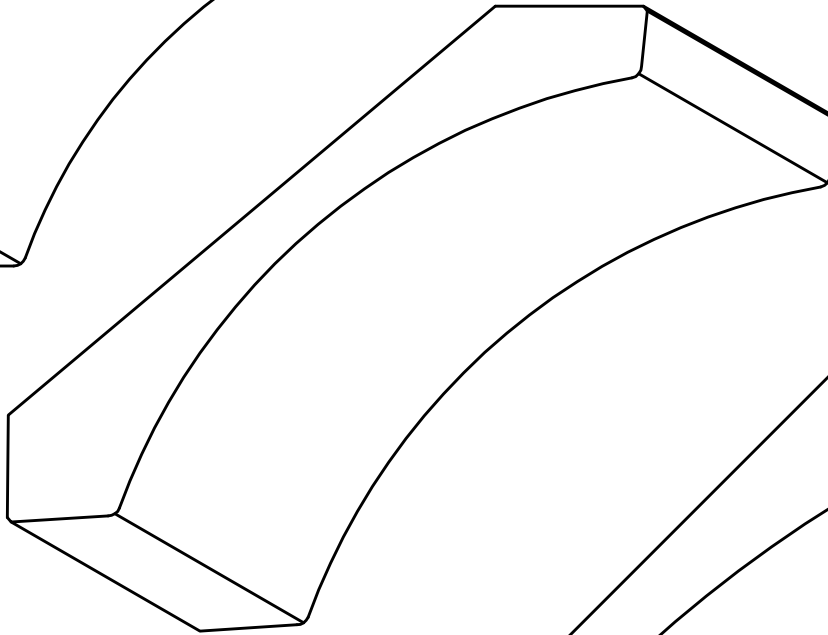


20136-B-CR * (oak)
5/8" x 4 1/4"

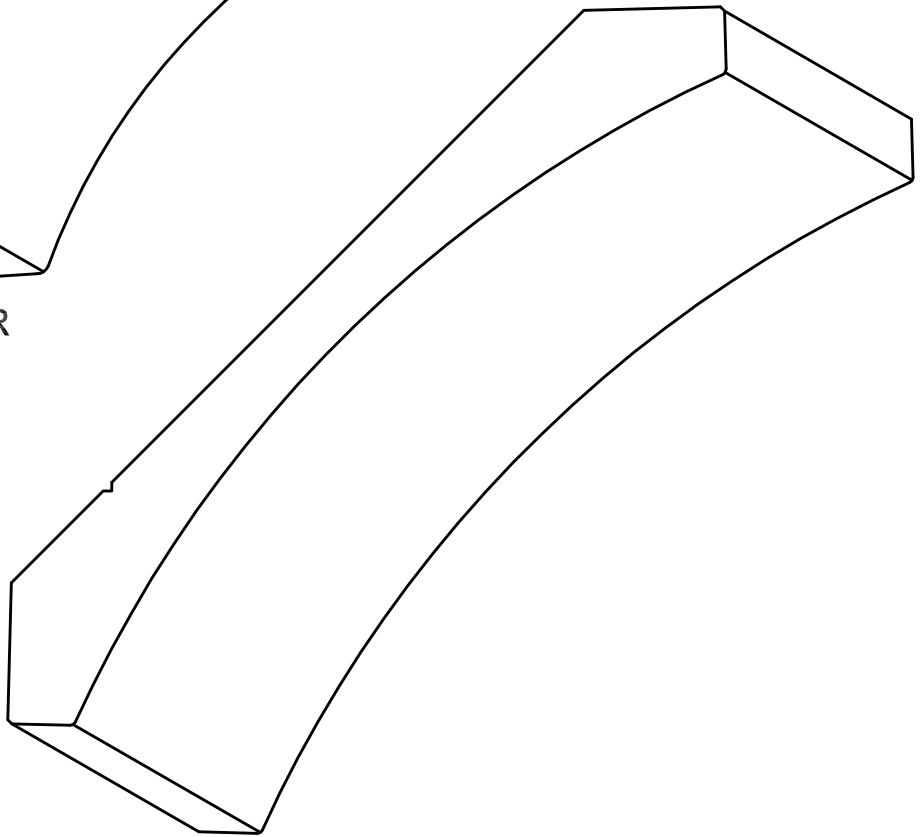
CROWNS



24104-ITC-CR
3/4" x 3/4"

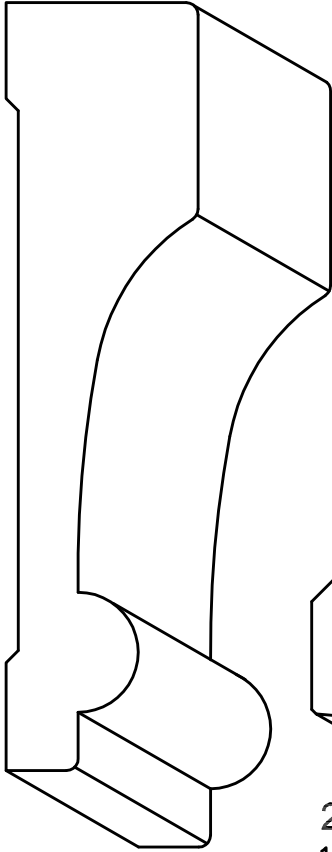


24136-CV-CR
3/4" x 4 1/4"

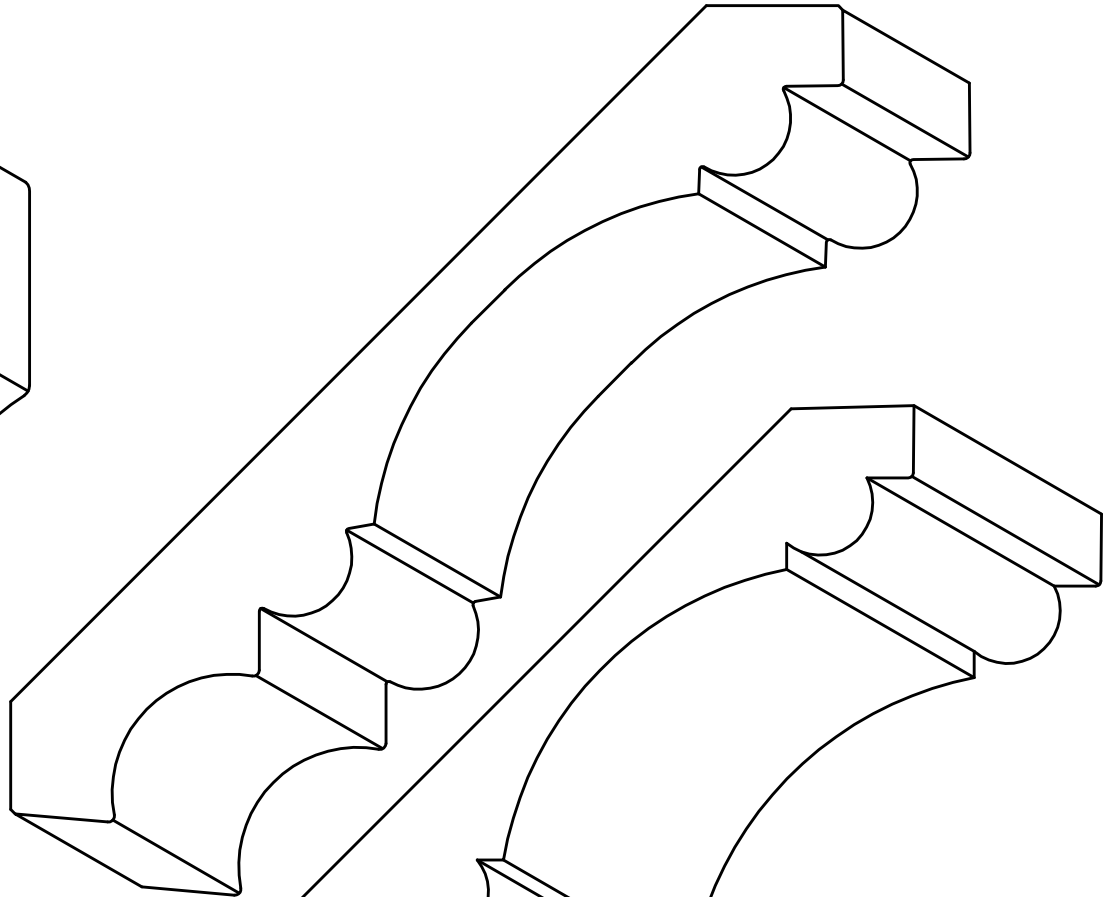


24168-WHI-CR1
3/4" x 5 1/4"

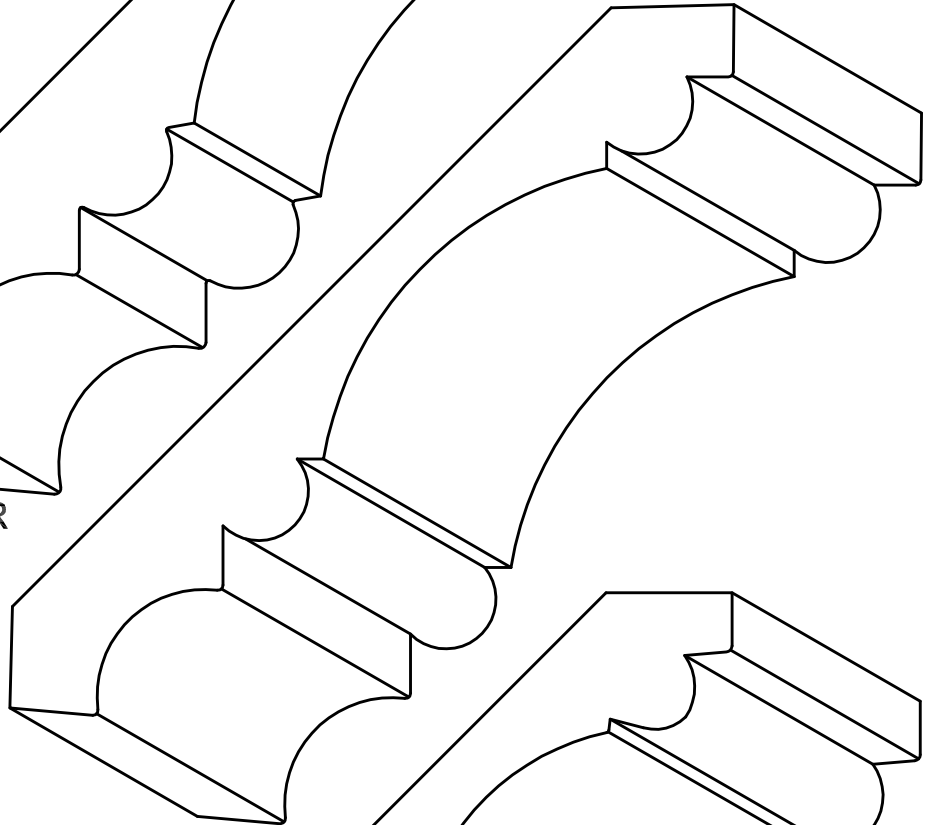
21 CROWNS & CROWN BACKERS



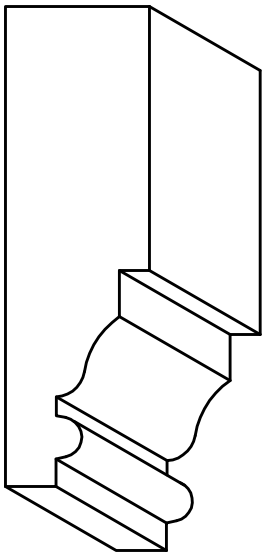
32128-CRB
1" x 4"



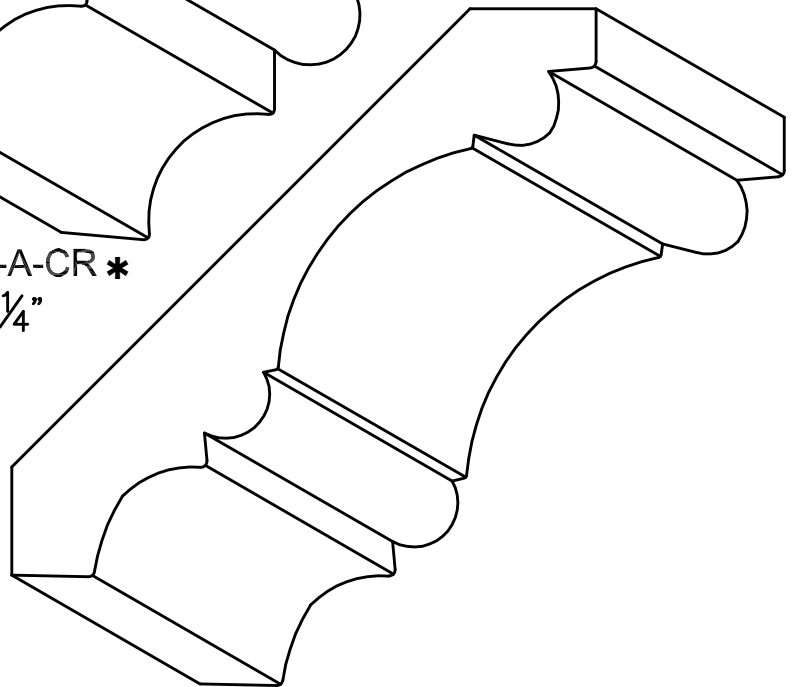
26192-CR
1 3/16" x 6"



24168-A-CR *
3/4" x 5 1/4"



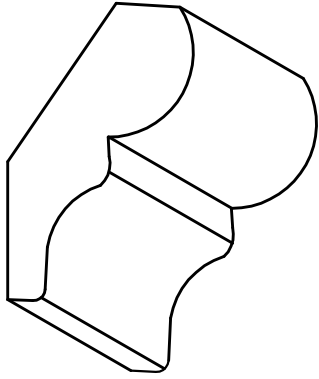
2480-CRB
3/4" x 2 1/2"



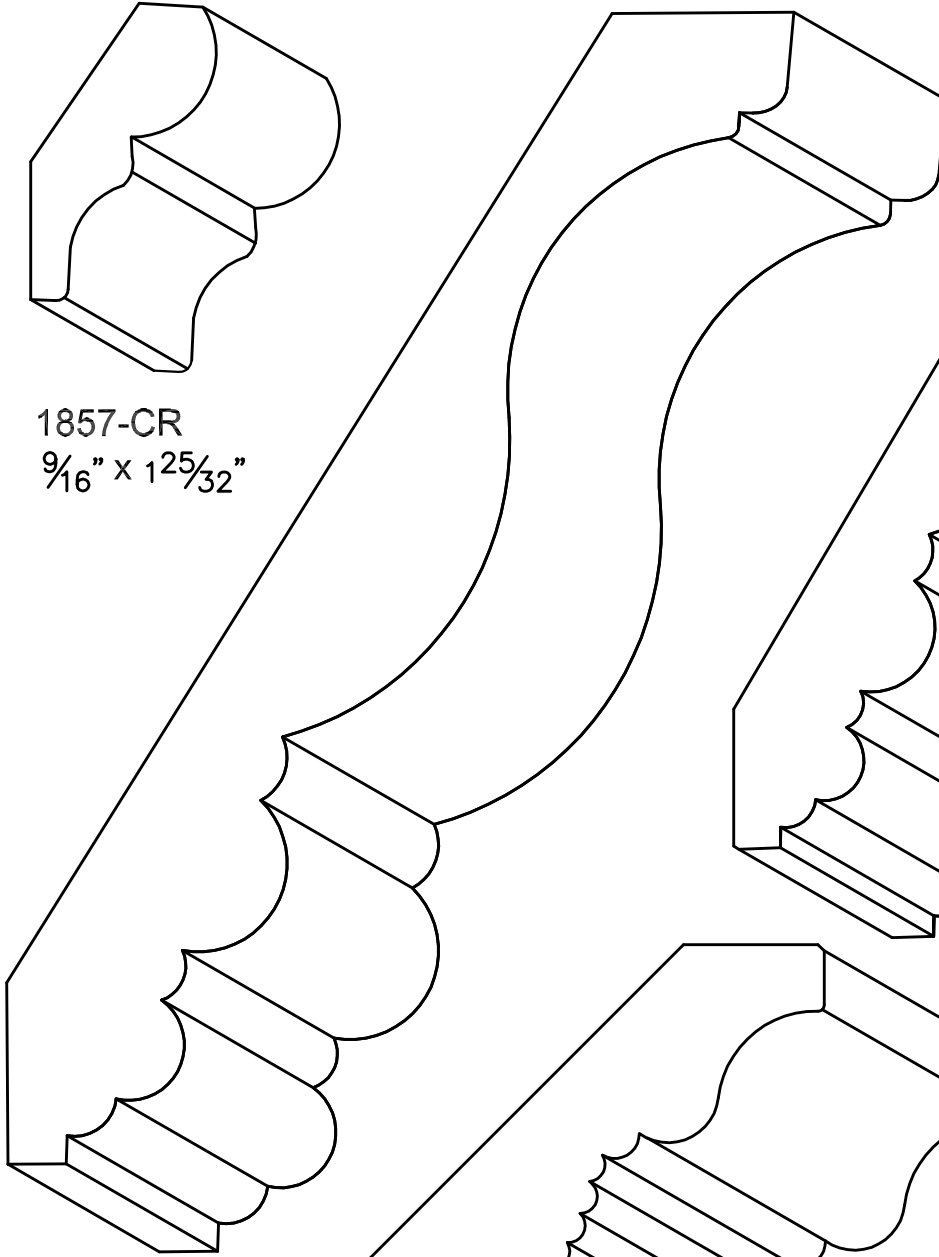
24136-A-CR *
3/4" x 4 1/4"

22

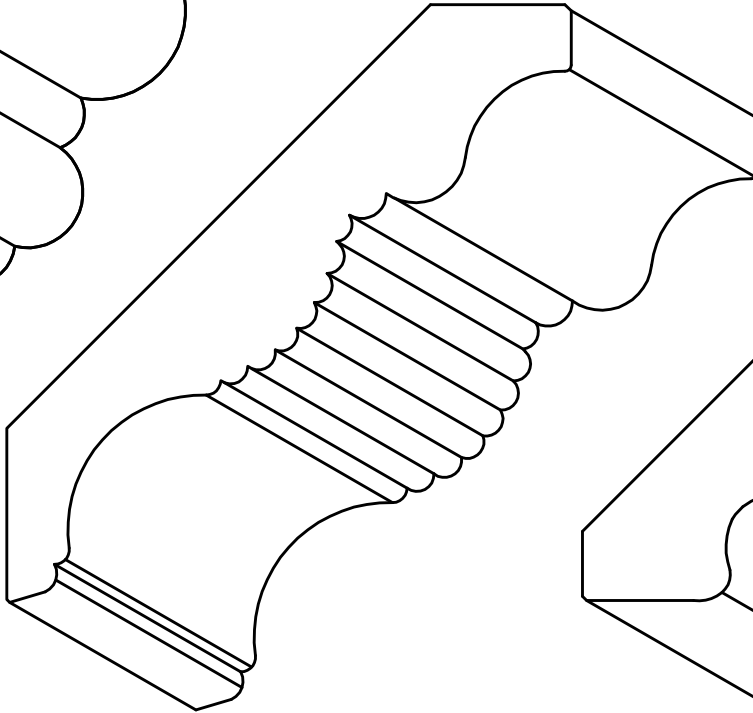
CROWNS



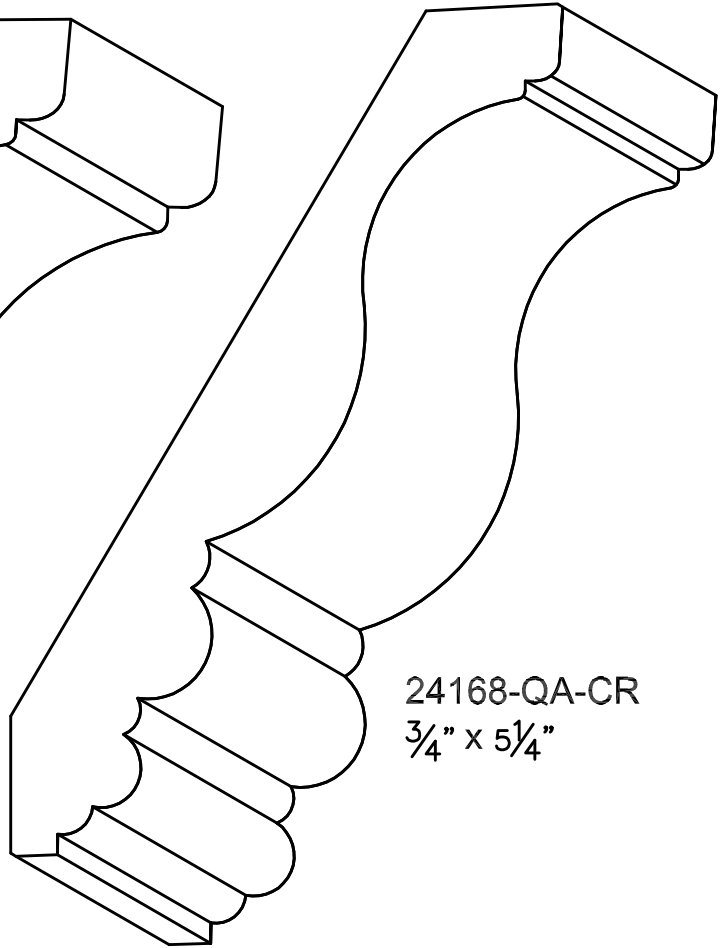
1857-CR
9/16" x 1 25/32"



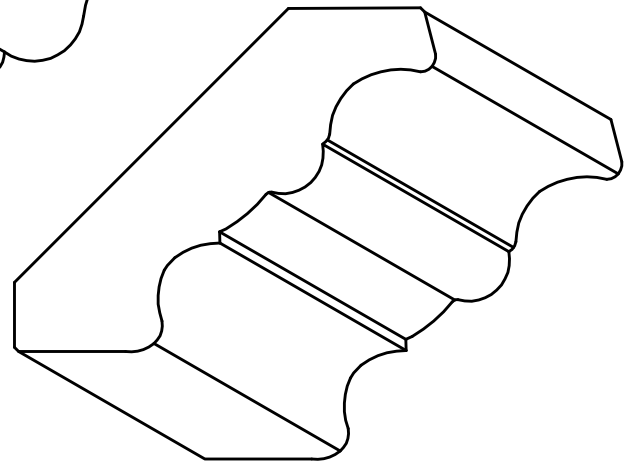
32232-A-CR
1" x 7/4"



24136-RD-CR
3/4" x 4 1/4"

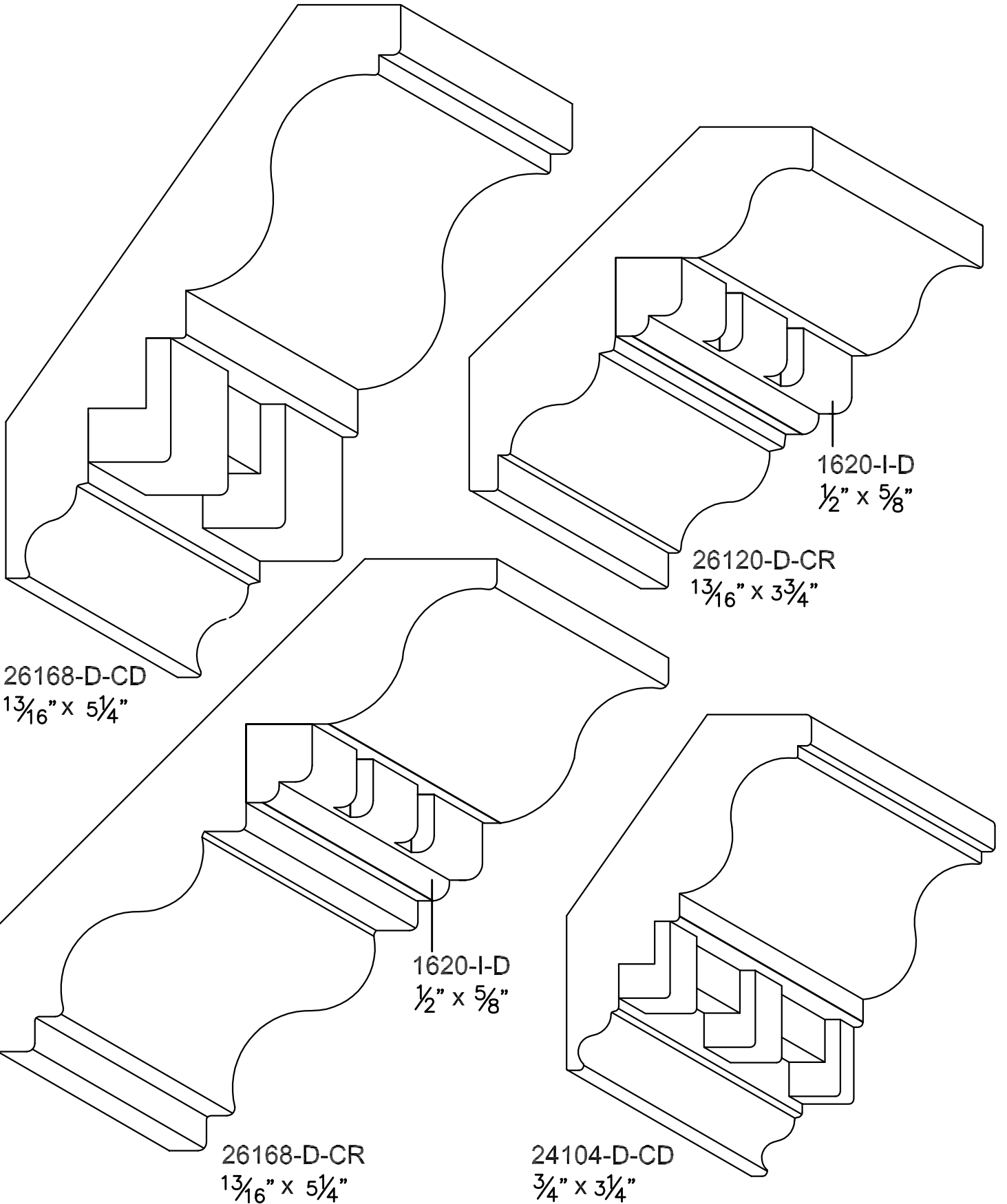


24168-QA-CR
3/4" x 5 1/4"

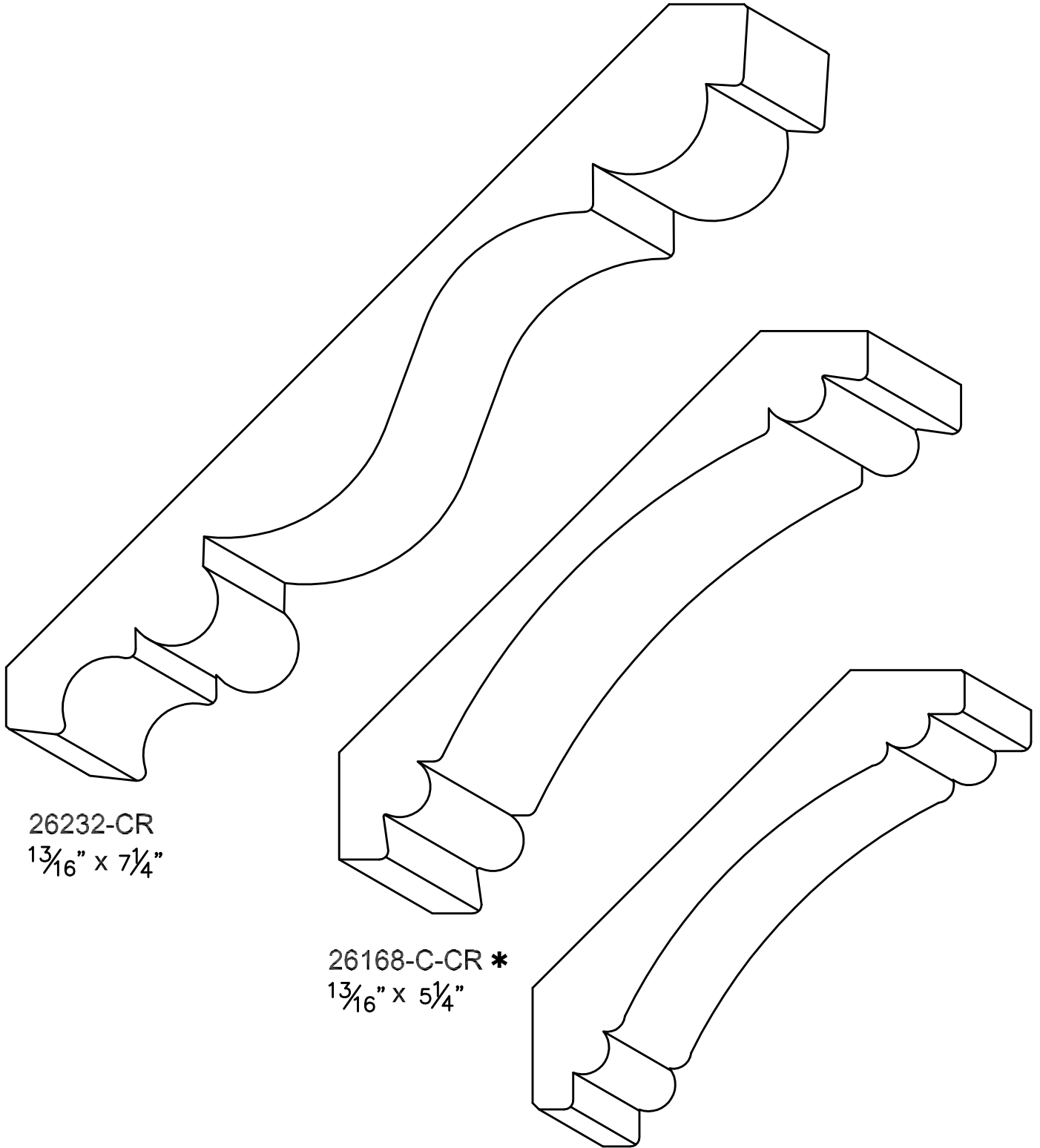


2488-A-CR *
3/4" x 2 3/4"

DENTIL CROWNS



CROWNS



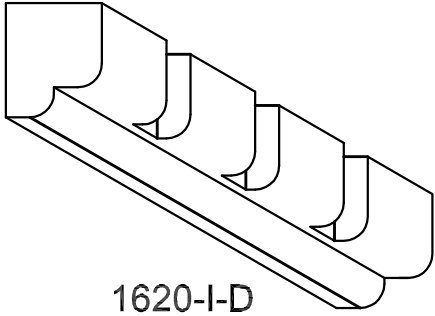
26232-CR
1³/₁₆" x 7¹/₄"

26168-C-CR *
1³/₁₆" x 5¹/₄"

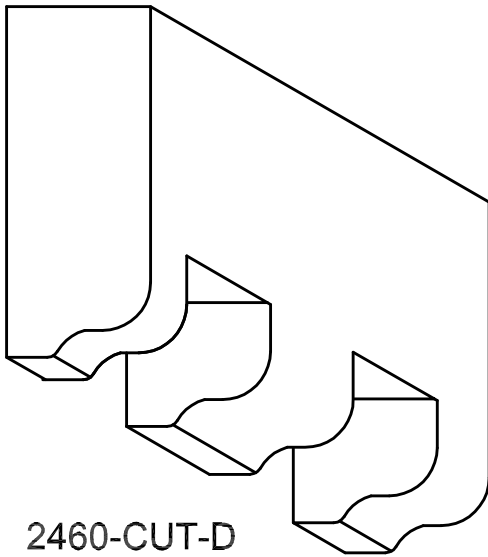
24136-C-CR *
3³/₄" x 4¹/₄"

25

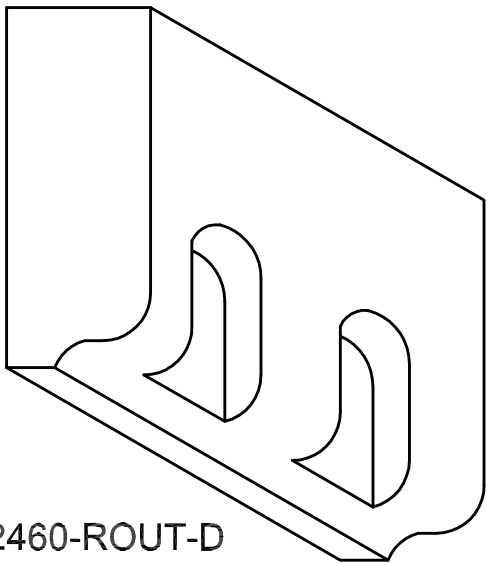
DENTILS



1620-I-D
1/2" x 5/8"

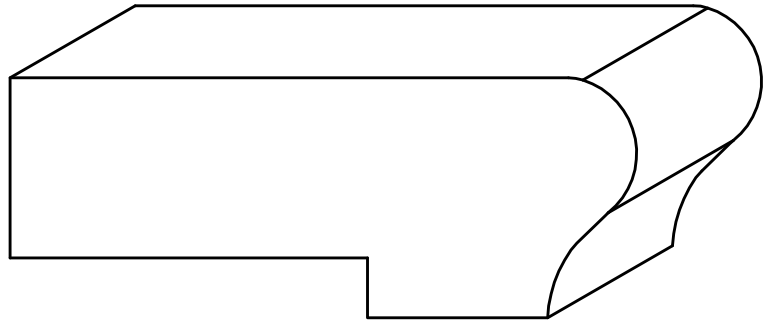


2460-CUT-D
3/4" x 1 7/8"



2460-ROUT-D
3/4" x 1 7/8"

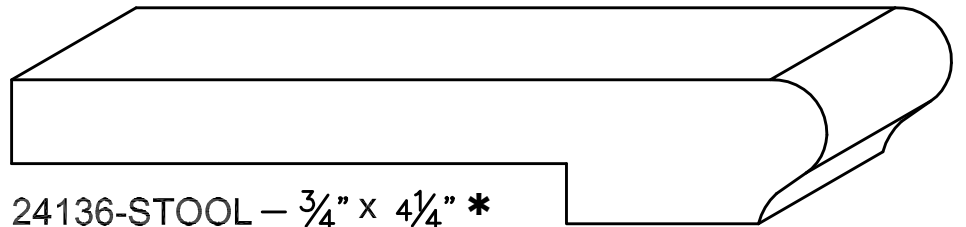
STOOLS



40104-STOOL 1 1/4" x 3/4"



1014-WP - 1 1/16" x 2 1/4" *
Andersen Stool




24136-STOOL - 3/4" x 4 1/4" *




2472-A-STOOL - 3/4" x 2 1/4" *

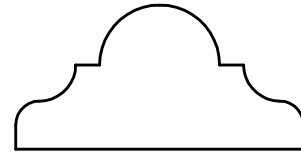
BED MOULDS



166-PCED *
1 $\frac{1}{16}$ " x 1 $\frac{1}{4}$ "



167-POP *
1 $\frac{1}{16}$ " x 1 $\frac{3}{4}$ "



2448-BM-POP
3 $\frac{3}{4}$ " x 1 $\frac{1}{2}$ "

HALF ROUNDS



145-WP *
1 $\frac{1}{4}$ " x 1 $\frac{1}{2}$ "



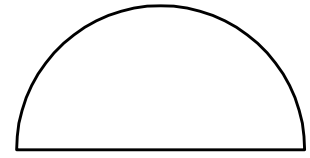
146-WP *
3 $\frac{3}{8}$ " x 3 $\frac{3}{4}$ "



1224-T
3 $\frac{3}{8}$ " x 3 $\frac{3}{4}$ "

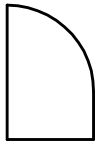


144-WP *
1 $\frac{1}{2}$ " x 1"

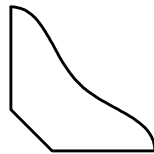


2448-HR *
3 $\frac{3}{4}$ " x 1 $\frac{1}{2}$ "


SHOE MOULDS



109-WP-OAK *
1 $\frac{1}{2}$ " x 3 $\frac{3}{4}$ "



111-WP-White & Red Oak *
PWP & Poplar 3 $\frac{3}{4}$ " x 3 $\frac{3}{4}$ "



816-WP *
3 $\frac{3}{8}$ " x 1 $\frac{3}{8}$ "

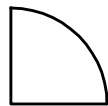
QUARTER ROUNDS



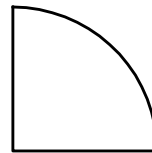
139-WP *
1 $\frac{1}{4}$ " x 1 $\frac{1}{4}$ "



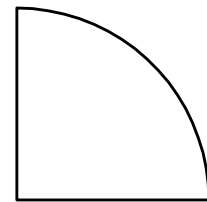
138-WP-POP *
3 $\frac{3}{8}$ " x 3 $\frac{3}{8}$ "



140-WP *
1 $\frac{1}{2}$ " x 1 $\frac{1}{2}$ "





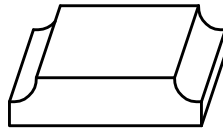



142-WP *
3 $\frac{3}{4}$ " x 3 $\frac{3}{4}$ "

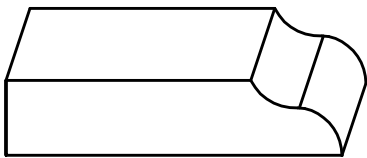
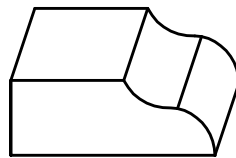
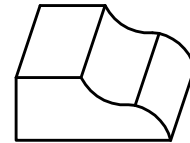
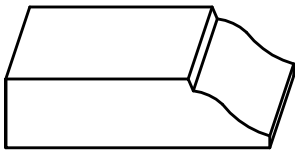
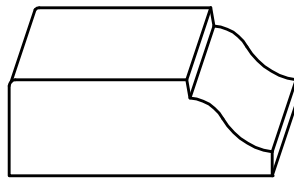
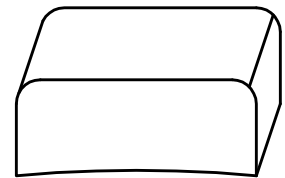
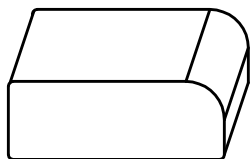



143-POP *
1" x 1"

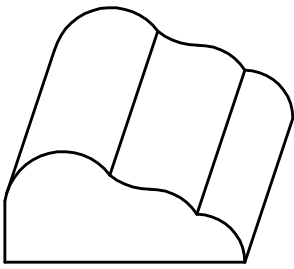
MULLS

864-M - $\frac{1}{4}$ " x 2"856-M - $\frac{1}{4}$ " x $1\frac{3}{4}$ "848-M - $\frac{1}{4}$ " x $1\frac{1}{2}$ "840-M - $\frac{1}{4}$ " x $1\frac{1}{4}$ " *832-M - $\frac{1}{4}$ " x 1"193-WP - $\frac{3}{8}$ " x $1\frac{3}{4}$ " *
Mull Strip

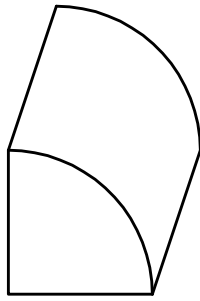
STOPS

1256-STOP - $\frac{3}{8}$ " x $1\frac{3}{4}$ "1234-STOP - $\frac{3}{8}$ " x $1\frac{1}{16}$ "1026-STOP - $\frac{5}{16}$ " x $1\frac{3}{16}$ "1144-STOP - $1\frac{1}{32}$ " x $1\frac{3}{8}$ " *1644-KW-STOP - $\frac{1}{2}$ " x $1\frac{3}{8}$ "1640-STOP - $\frac{1}{2}$ " x $1\frac{1}{4}$ " *110-WP - $\frac{7}{16}$ " x $1\frac{1}{8}$ " *
Stop Moulding176-WP - $\frac{7}{16}$ " x $1\frac{3}{8}$ " *
Door Stop

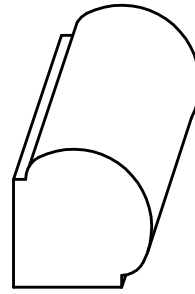
TRIM



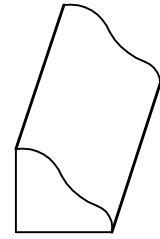
1840
9/16" x 1 1/4"



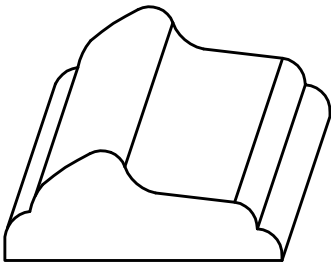
2424-Q * (oak)
3/4" x 3/4"



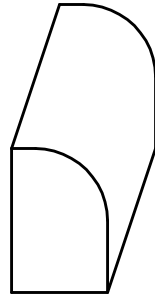
2323-BEAD *
23/32" x 23/32"



1416-GB *
7/16" x 1/2"




1846 Oak & Poplar *
9/16" x 1 7/16"



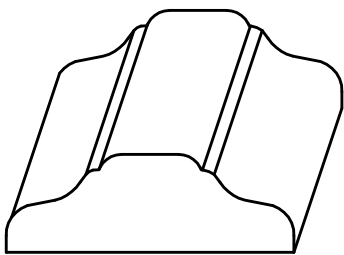
1624-A * (oak)
1/2" x 3/4"



2424-I
3/4" x 3/4"




1624-C * (oak)
1/2" x 3/4"



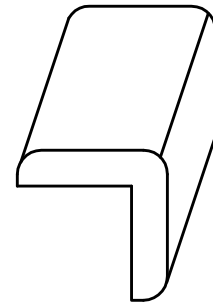
1648
1/2" x 1 1/2"



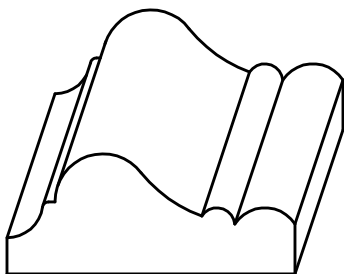
1212-Q (138-A) *
3/8" x 3/8"



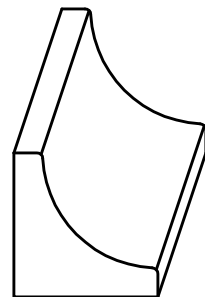
2024 *
5/8" x 3/4"



2424-O
3/4" x 3/4"



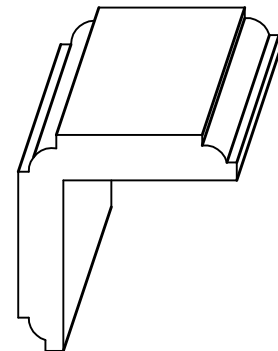
2048-KW-PM *
5/8" x 1 1/2"



2424-C
3/4" x 3/4"




1624
1/2" x 3/4"



3636-O *
1 1/8" x 1 1/8"

MISCELLANEOUS MOULDINGS



42-WP — $\frac{1}{4}$ " x $\frac{3}{4}$ " *
Screen Mould




44-WP — $\frac{1}{4}$ " x $\frac{3}{4}$ " *
Screen Mould



43-WP — $\frac{5}{16}$ " x $\frac{5}{8}$ " *
Screen Mould



2-WP — $\frac{9}{32}$ " x $1\frac{1}{8}$ " *
Lattice




624-POP
 $\frac{3}{16}$ " x $\frac{3}{4}$ "




816-MAP
 $\frac{1}{4}$ " x $\frac{1}{2}$ "



3-WP — $\frac{9}{32}$ " x $1\frac{3}{8}$ " *
Lattice



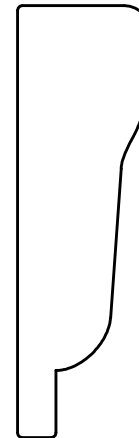
9445-POP *
9446-R. OAK *
 $\frac{3}{16}$ " x $\frac{3}{4}$ " — Scribe




4-WP — $\frac{9}{32}$ " x $1\frac{3}{4}$ " *
Lattice



32-PWP *
 $1\frac{1}{16}$ " x $1\frac{5}{8}$ "
Barge Mould




31-PWP *
 $1\frac{1}{16}$ " x $2\frac{1}{4}$ "
Barge Mould




30-RDWD *
 $1\frac{1}{16}$ " x $3\frac{1}{2}$ "




265-WP — $\frac{9}{32}$ " x 2" *
Lattice



249-PWP — $1\frac{1}{16}$ " x $1\frac{5}{8}$ " *
Shelf Cleat

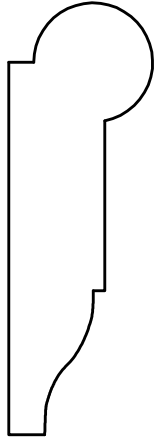


5-WP — $\frac{1}{2}$ " x $\frac{3}{4}$ " *
Parting Stop




8 — $1\frac{1}{2}$ " x $1\frac{1}{2}$ " *


30 MISCELLANEOUS MOULDINGS



K-404-YP – $\frac{3}{4}$ " x $2\frac{1}{4}$ " *
Picture Mould



4040-ROD – $1\frac{1}{4}$ " Diameter
Closet Rod



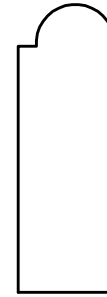
149-ASH – $1\frac{1}{4}$ " Diameter *
Hardwood Rod




165-WP – $\frac{7}{16}$ " x $\frac{9}{16}$ " *
Glass Bead




177A-WP – $\frac{1}{2}$ " x $1\frac{1}{8}$ " *
Cap Mould




WM953-YP – $\frac{1}{2}$ " x $1\frac{1}{2}$ " *
Beaded Stop



110-WP – $\frac{7}{16}$ " x $1\frac{1}{8}$ " *
Stop Moulding

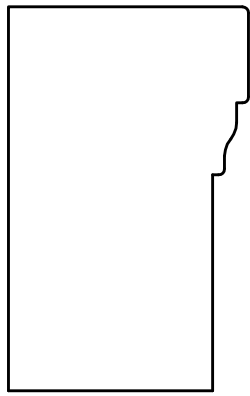


176-WP – $\frac{7}{16}$ " x $1\frac{3}{8}$ " *
Door Stop

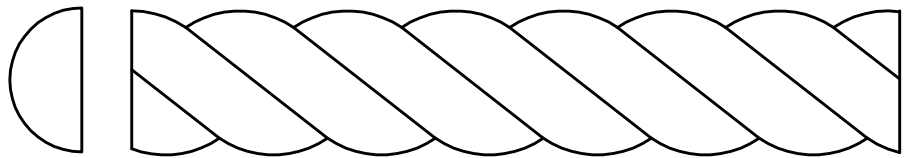


193-WP – $\frac{3}{8}$ " x $1\frac{3}{4}$ " *
Mull Strip

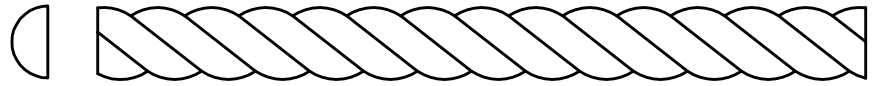
MISCELLANEOUS MOULDINGS



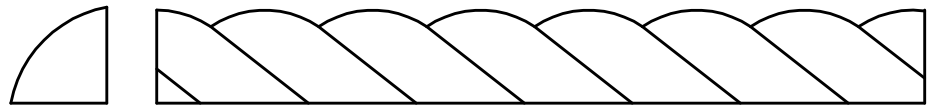
83-PWP-WP - 1 1/4" x 2" *
Brick Moulding



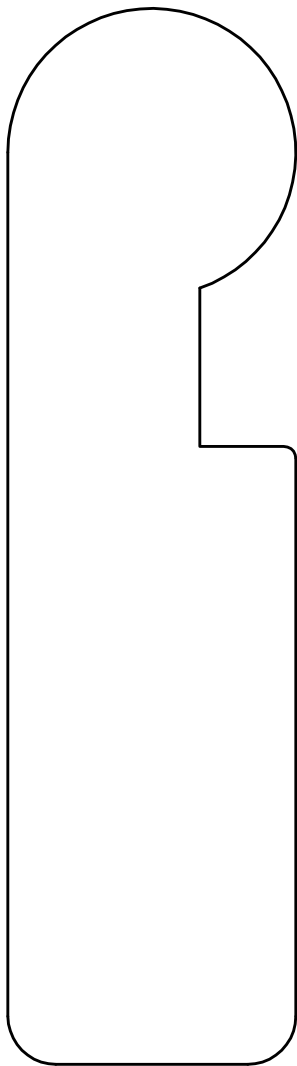
1124-ROPE
1 1/32" x 3/4"



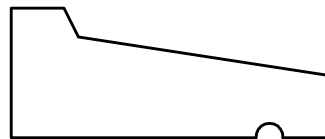
512-ROPE
5/32" x 3/8"



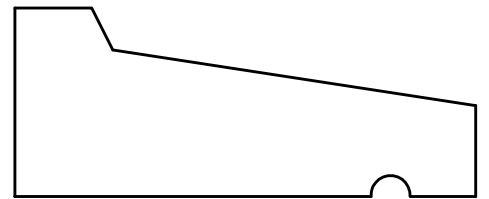
1724-ROPE
1 7/32" x 1/2"



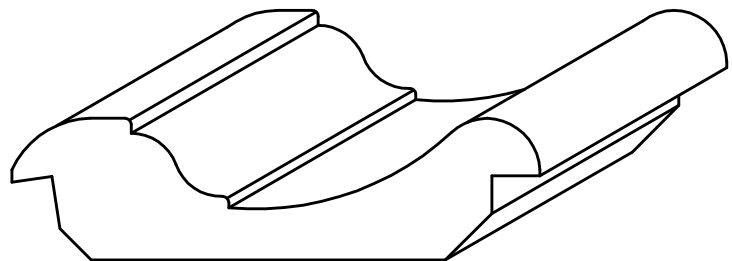
K-6035
1 1/2" x 5 1/2"



85-PWP-WP - 1 1/16" x 1 5/8" *
Drip Cap

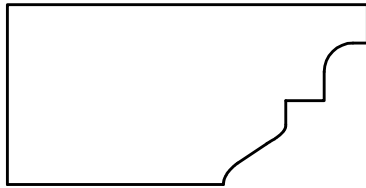


88-CEDAR - 1" x 2 1/4" *
Drip Cap

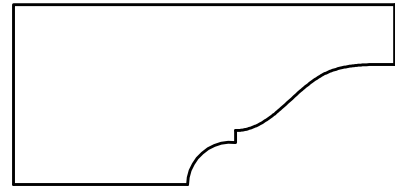


2488-KW-PR
3/4" x 2 3/4"

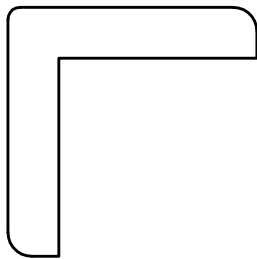
MISCELLANEOUS MOULDINGS



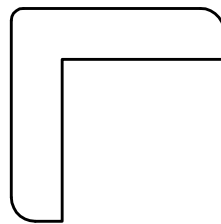
251-YP — $1\frac{5}{16}$ " x $1\frac{7}{8}$ "
Dust Cap *



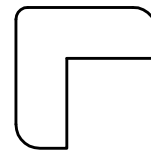
5117-YP — $1\frac{5}{16}$ " x 2"
Dust Cap *




204-WP
 $1\frac{5}{16}$ " x $1\frac{5}{16}$ "
Outside Corner




190-WP *
 $1\frac{1}{8}$ " x $1\frac{1}{8}$ "
Outside Corner




191-WP *
 $\frac{3}{4}$ " x $\frac{3}{4}$ "
Outside Corner



C-8090 — 1" x $3\frac{1}{2}$ " *
Oak Landing Tread

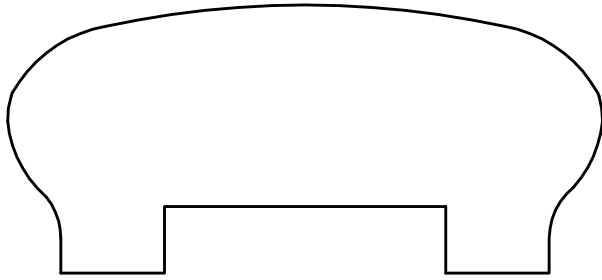


K-8080 — $1\frac{1}{32}$ " x $1\frac{1}{4}$ "
Oak Nosing


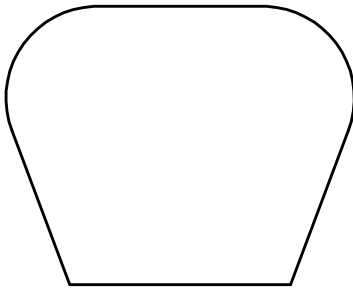
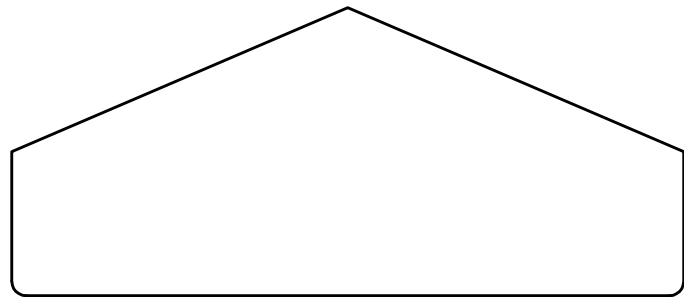


C-8590 — 1" x $5\frac{1}{2}$ " *
Oak Landing Tread

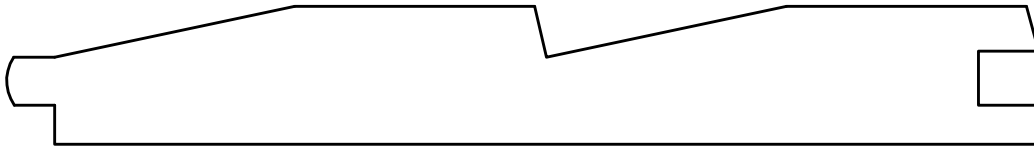
HANDRAILS



Redwood Handrail

 $1\frac{1}{2}'' \times 3\frac{1}{8}'' *$

 $6010\text{-NU} - 2\frac{1}{4}'' \times 2\frac{3}{8}'' *$

 $186 - 1\frac{1}{2}'' \times 1\frac{3}{4}'' *$

 $\text{RW-PORCH RAIL} - 1\frac{1}{2}'' \times 3\frac{1}{2}'' *$

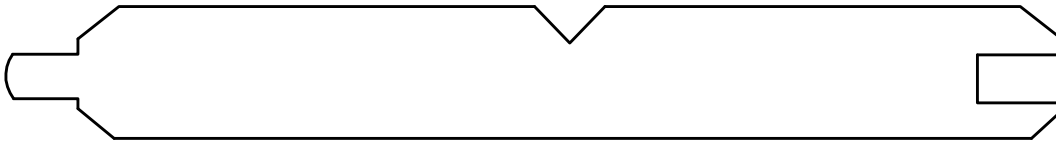
TONGUE & VEE GROOVES




$\frac{3}{4}$ " x $5\frac{3}{8}$ " YP SIDING #104 *



1 x 6 T&G PLANK BACK V-EDGE CLEAR YELLOW PINE *




1 x 6 T&G #2 PINE *

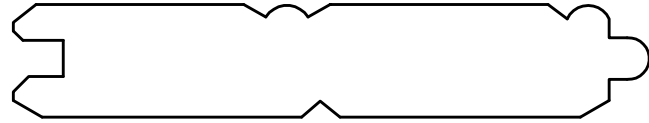


1 x 6 T&G CLEAR PINE BEADED *

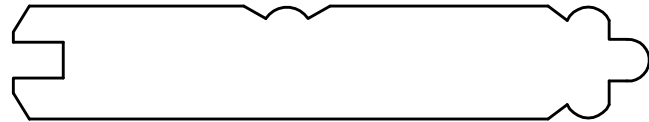
TONGUE & VEE GROOVES



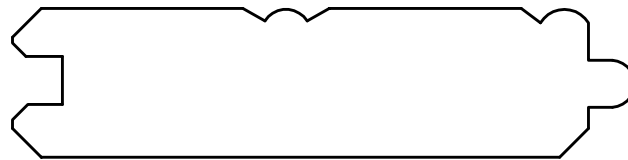
$\frac{3}{4}$ " x $\frac{3}{4}$ " YP & Fir Flooring *




$\frac{9}{16}$ " x $\frac{3}{4}$ " YP & Fir Beaded Ceiling *



$\frac{9}{16}$ " x $\frac{3}{4}$ " Mahogany Beaded Ceiling T & VG *




$\frac{3}{4}$ " x 3" Bead



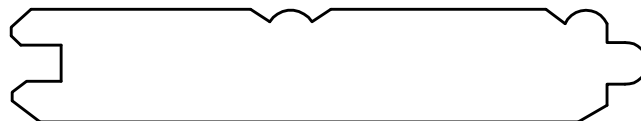
$\frac{3}{4}$ " x $\frac{3}{2}$ " Mahogany T & G Flooring *



$\frac{3}{8}$ " x 3" Bead



$\frac{5}{16}$ " x 4" Edge-V Knotty Pine



$\frac{9}{16}$ " x $\frac{3}{4}$ " Treated Radiata Pine Primed Beaded Ceiling *

TONGUE & VEE GROOVES



$\frac{3}{4}$ " x 5" Tongue & Vee Groove



$\frac{3}{4}$ " x 4" Tongue & Vee Groove




$\frac{3}{4}$ " x 3" Tongue & Vee Groove




24224-QRK-TAG

$\frac{3}{4}$ " x 7" (face) Tongue & Groove



$\frac{1}{2}$ " x 5" Tongue & Vee Groove

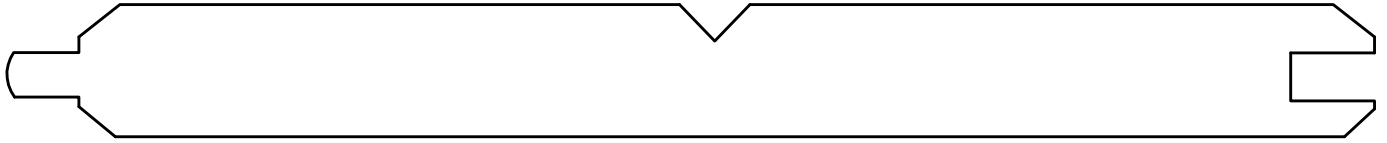


$\frac{1}{2}$ " x 4" Tongue & Vee Groove




$\frac{1}{2}$ " x 3" Tongue & Vee Groove

TONGUE & VEE GROOVES



1 x 8 T&G #2 PINE *



P508-WP—1 x 8 #2 WP VERTICAL SIDING




1 x 8 T&G PLANK BACK V-EDGE CLEAR YELLOW PINE *

BARN SIDING

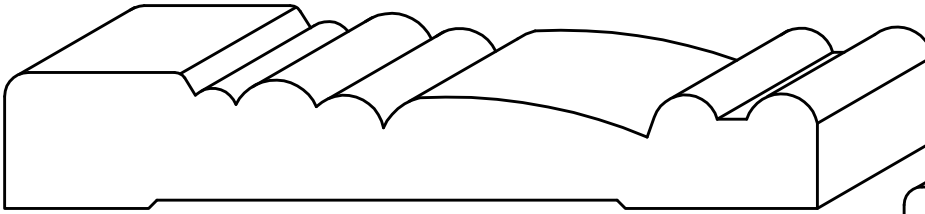


1 x 8 T&G PRE FINISHED BARN SIDING V GROOVE FACE

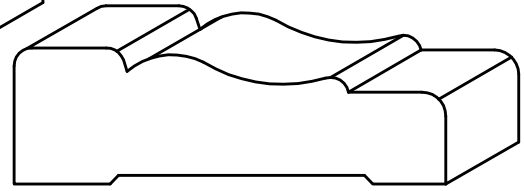


1 x 8 T&G PRE FINISHED BARN SIDING PLANK FACE *

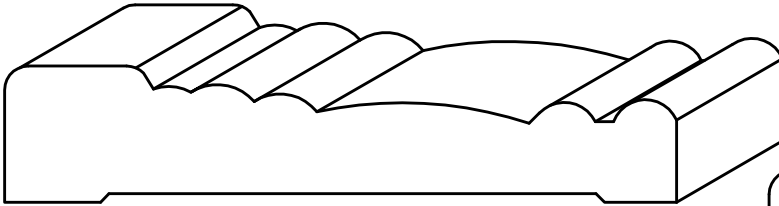
PRIMED ULTRA LIGHT




18M136-E-CA—18mm x 4¼"



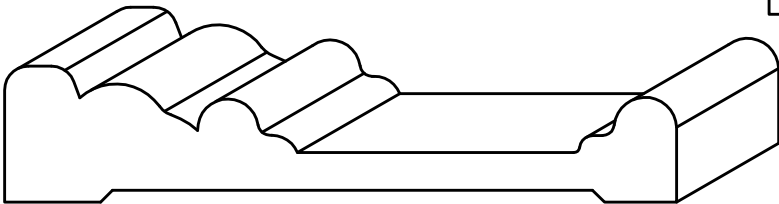
18M72-A-CA—18mm x 2¼"



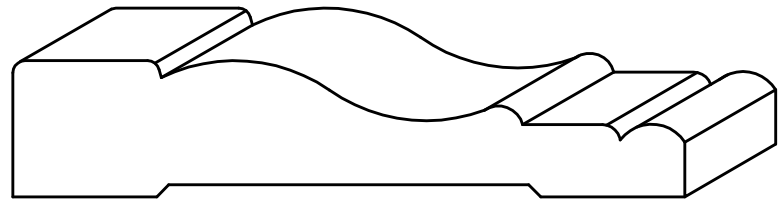
18M112-E-CA—18mm x 3½"



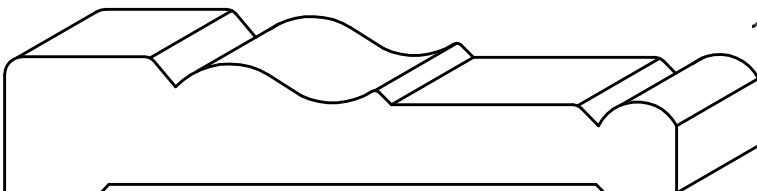
18M88-CA—18mm x 2¾"



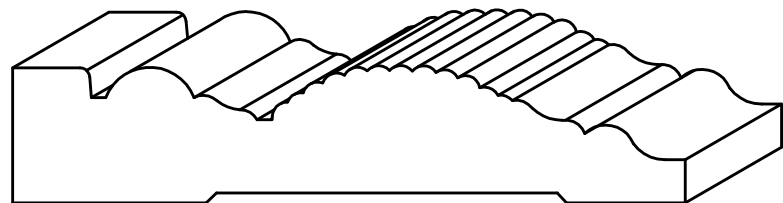
18M112-CA—18mm x 3½"



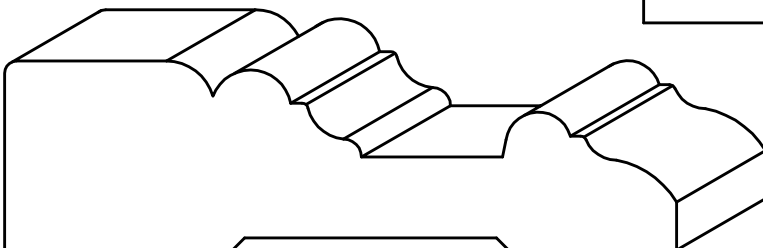
18M112-UL-CA—18mm x 3½"



18M112-C-CA—18mm x 3½"

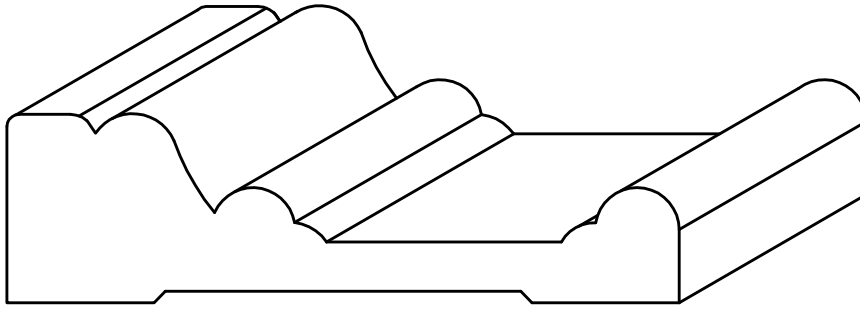


18M112-RD-CA—18mm x 3½"



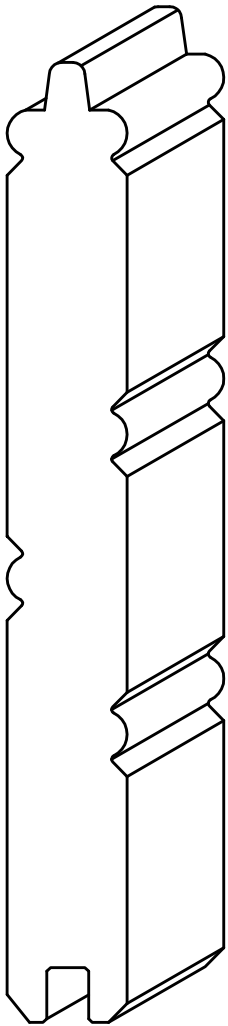
25M112-CA—25mm x 3½"

PRIMED ULTRA LIGHT




25M112-H-CA
25mm x 3/2"


Boral TruExterior Trim
Also available in 1x and 5/4



WC16
15mm x 5"

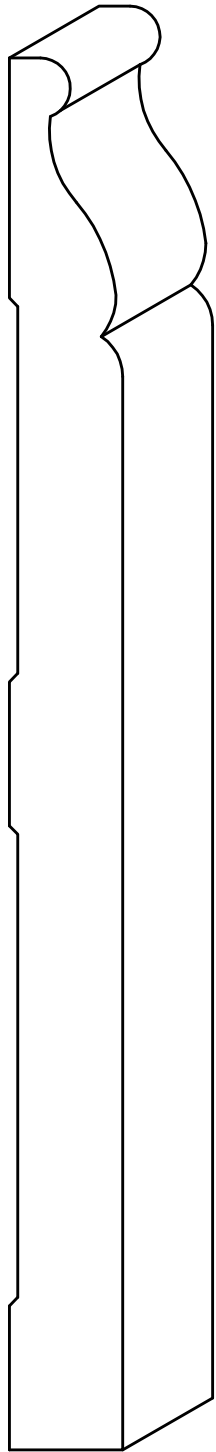


SBW4 MDF Wainscoting *
19/32 x 5 1/4 Reversible
Single T&V Groove / T&V Beaded

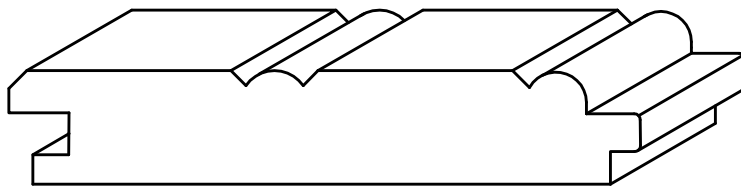


1x6 T&G Beaded Boral *

PRIMED ULTRA LIGHT



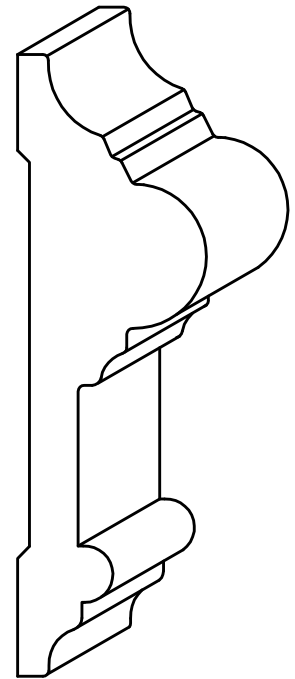
15M232-CB
15mm x 7¼"




15M96-TVG-BD
15mm x 3" FACE



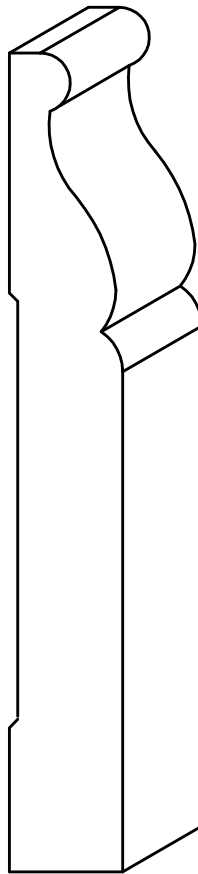
15M48-CB-CAP
15mm x 1½"



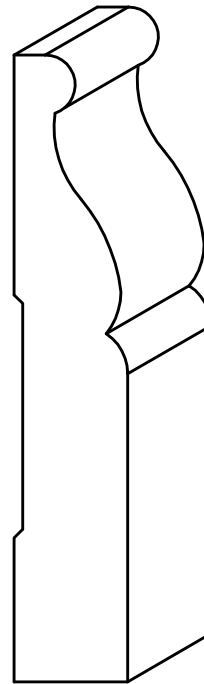
25M104-CH
25mm x 3¼"



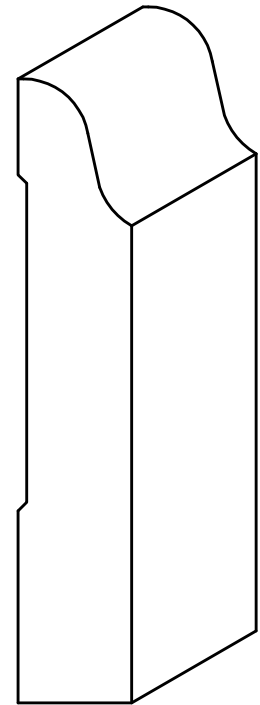
15M168-CB
15mm x 5¼"



15M136-CB
15mm x 4¼"

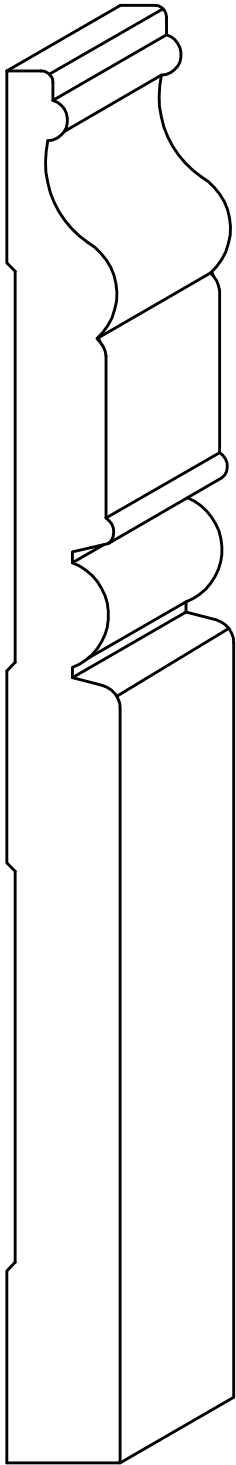


15M104-CB
15mm x 3¼"

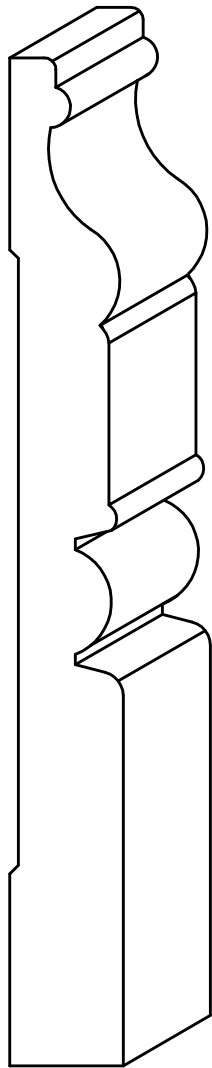


15M104-OG-B
15mm x 3¼"

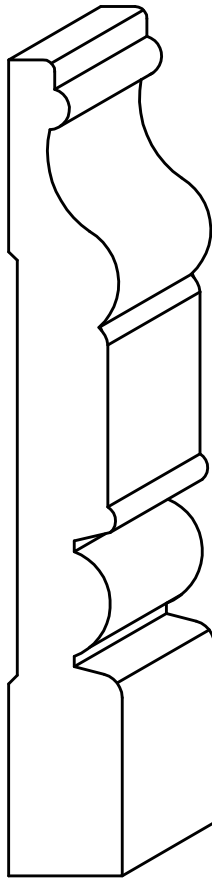
PRIMED ULTRA LIGHT



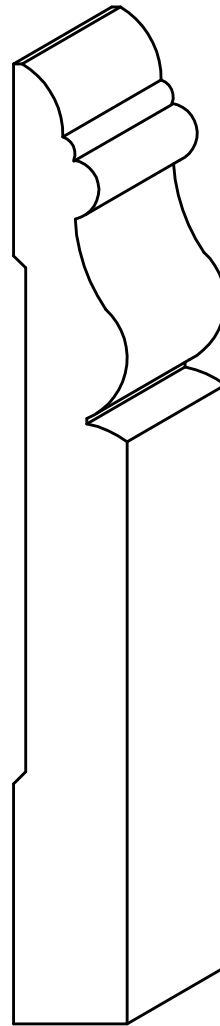
15M232-E-B
15mm x 7¼"



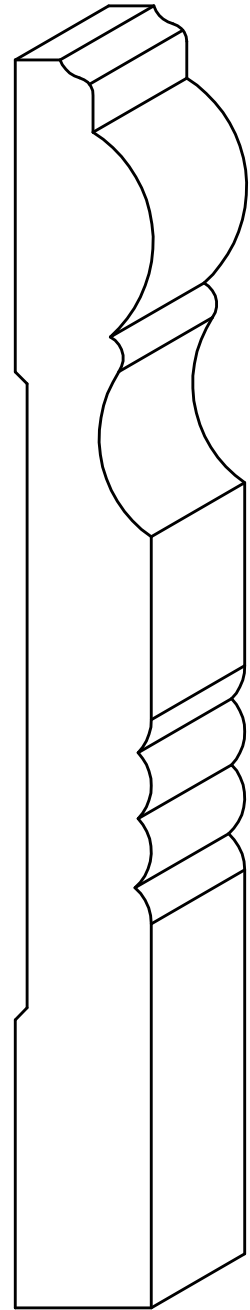
15M168-E-B
15mm x 5¼"



15M136-E-B
15mm x 4¼"

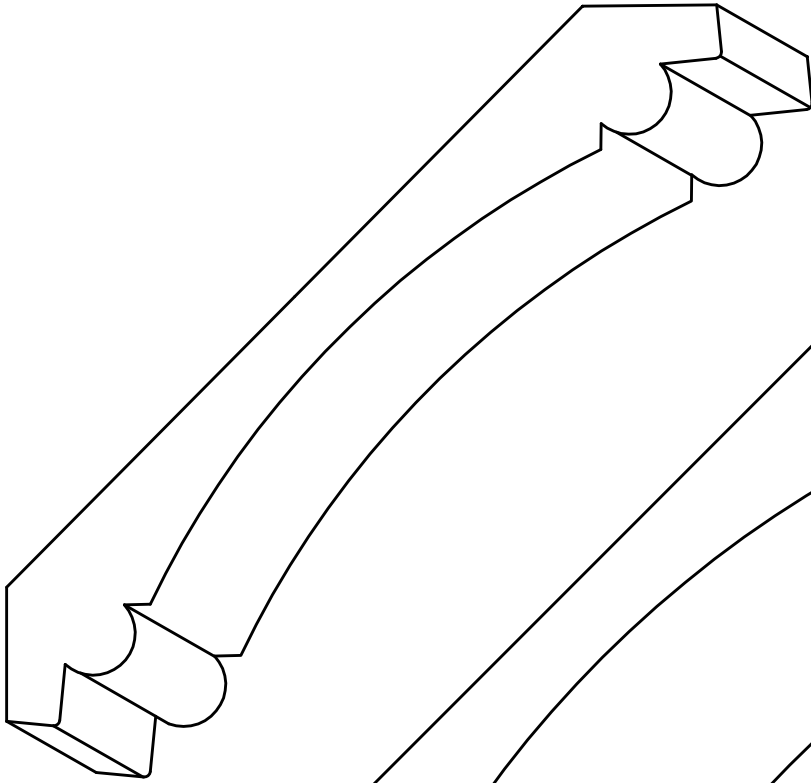


15M160-B
15mm x 5"

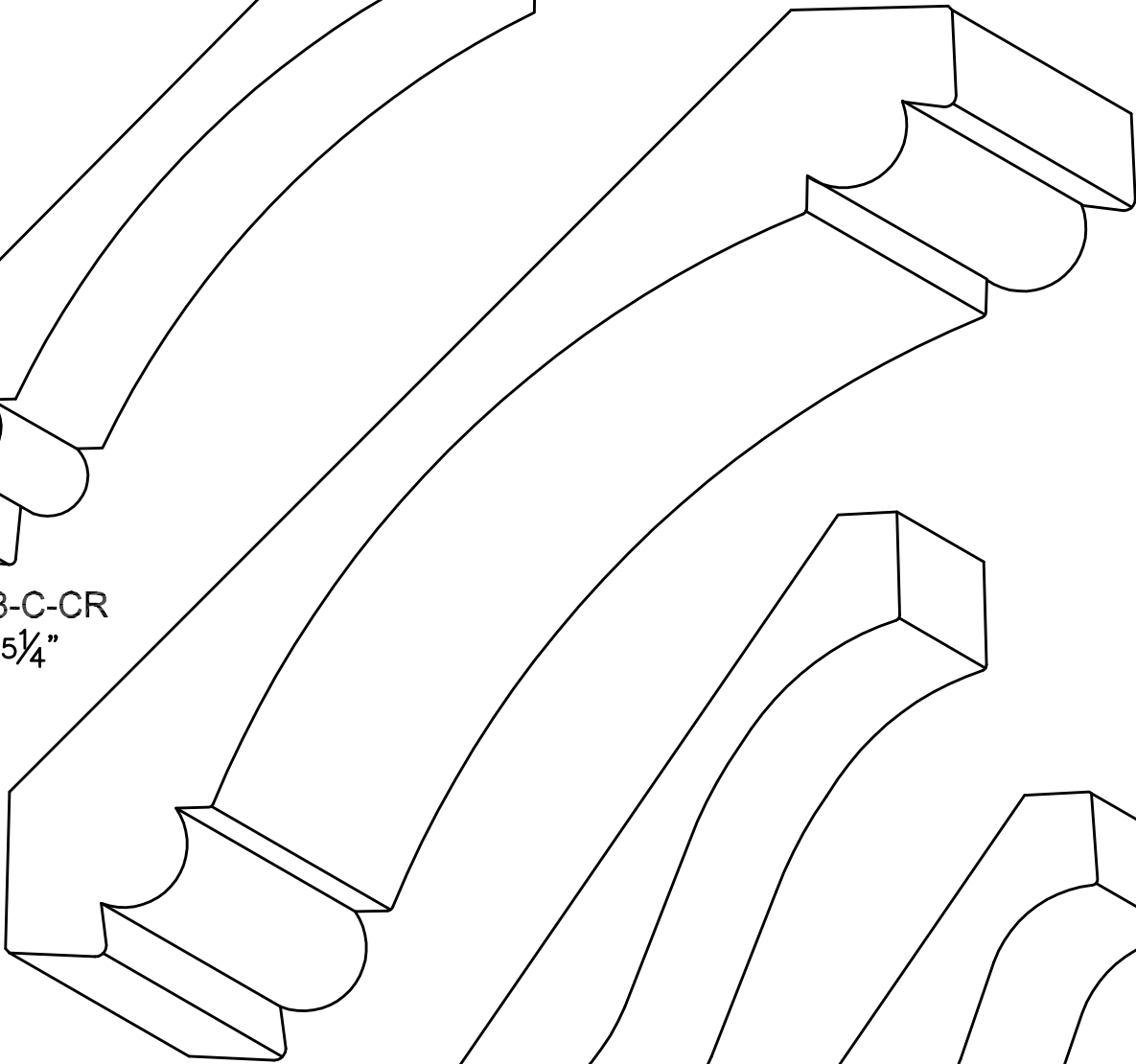


18M208-B
18mm x 6½"


PRIMED ULTRA LIGHT



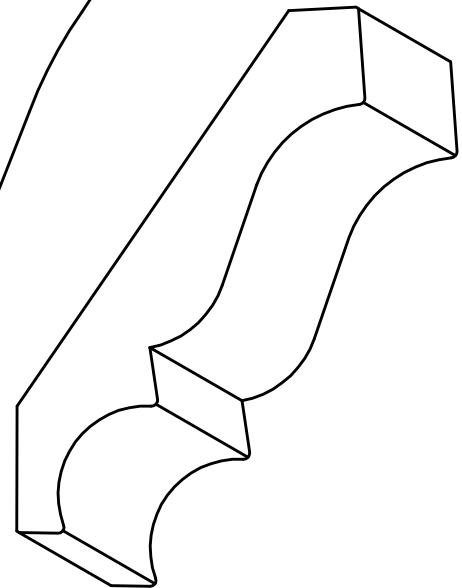
18M168-C-CR
18mm x 5 $\frac{1}{4}$ "



25M232-C-CR
25mm x 7 $\frac{1}{4}$ "

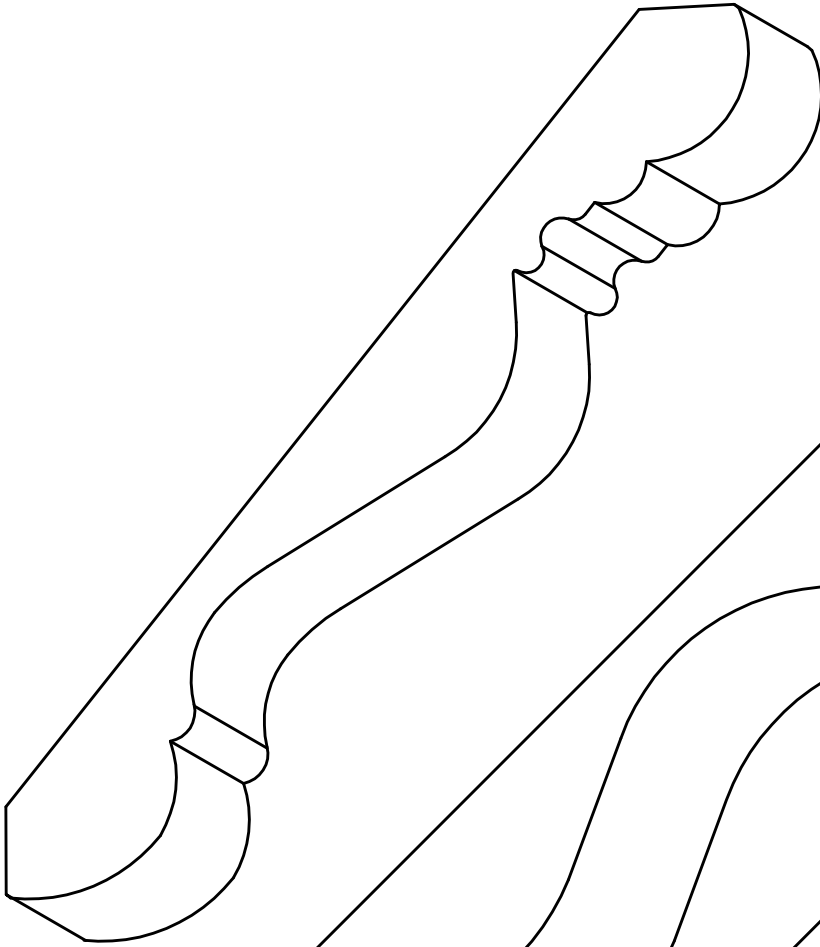


15M168-B-CR
15mm x 5 $\frac{1}{4}$ "

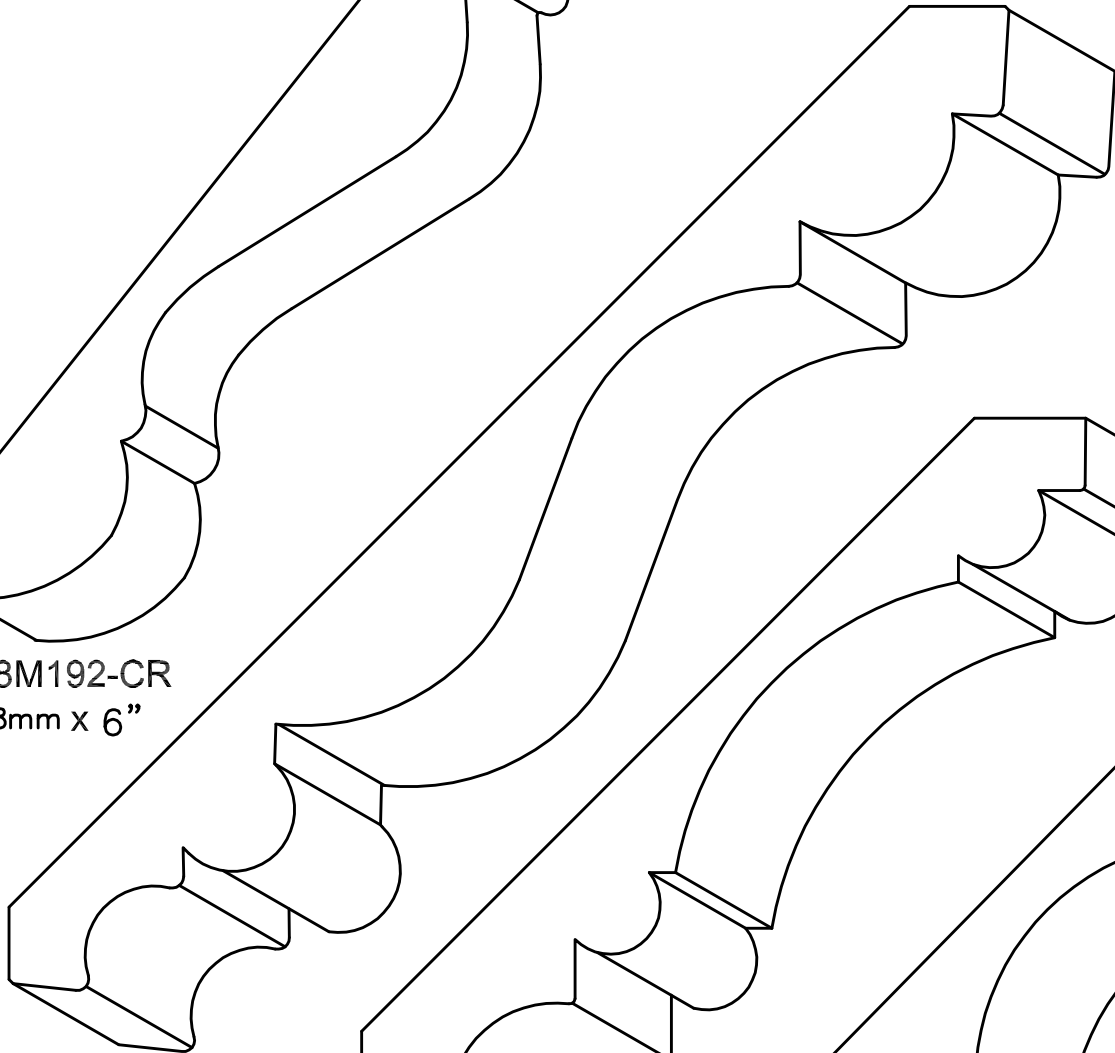


15M104-B-CR
15mm x 3 $\frac{1}{4}$ "


PRIMED ULTRA LIGHT



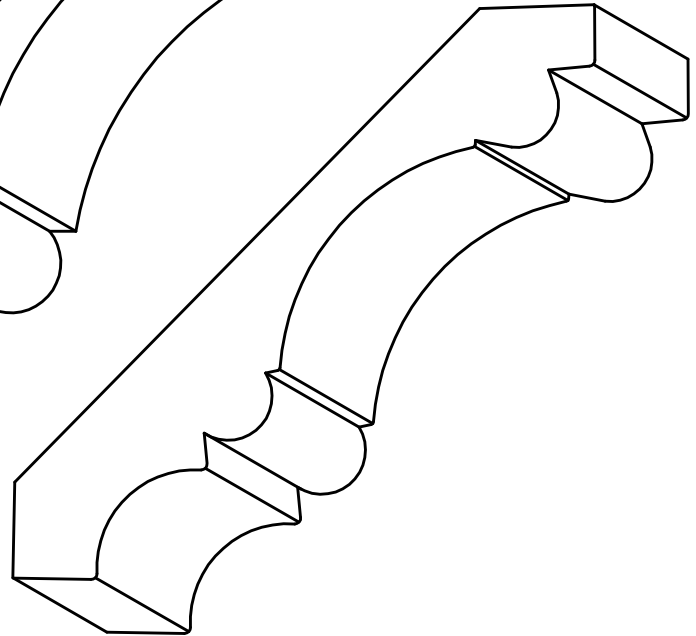
18M192-CR
18mm x 6"



20M232-CR
20mm x 7 $\frac{1}{4}$ "

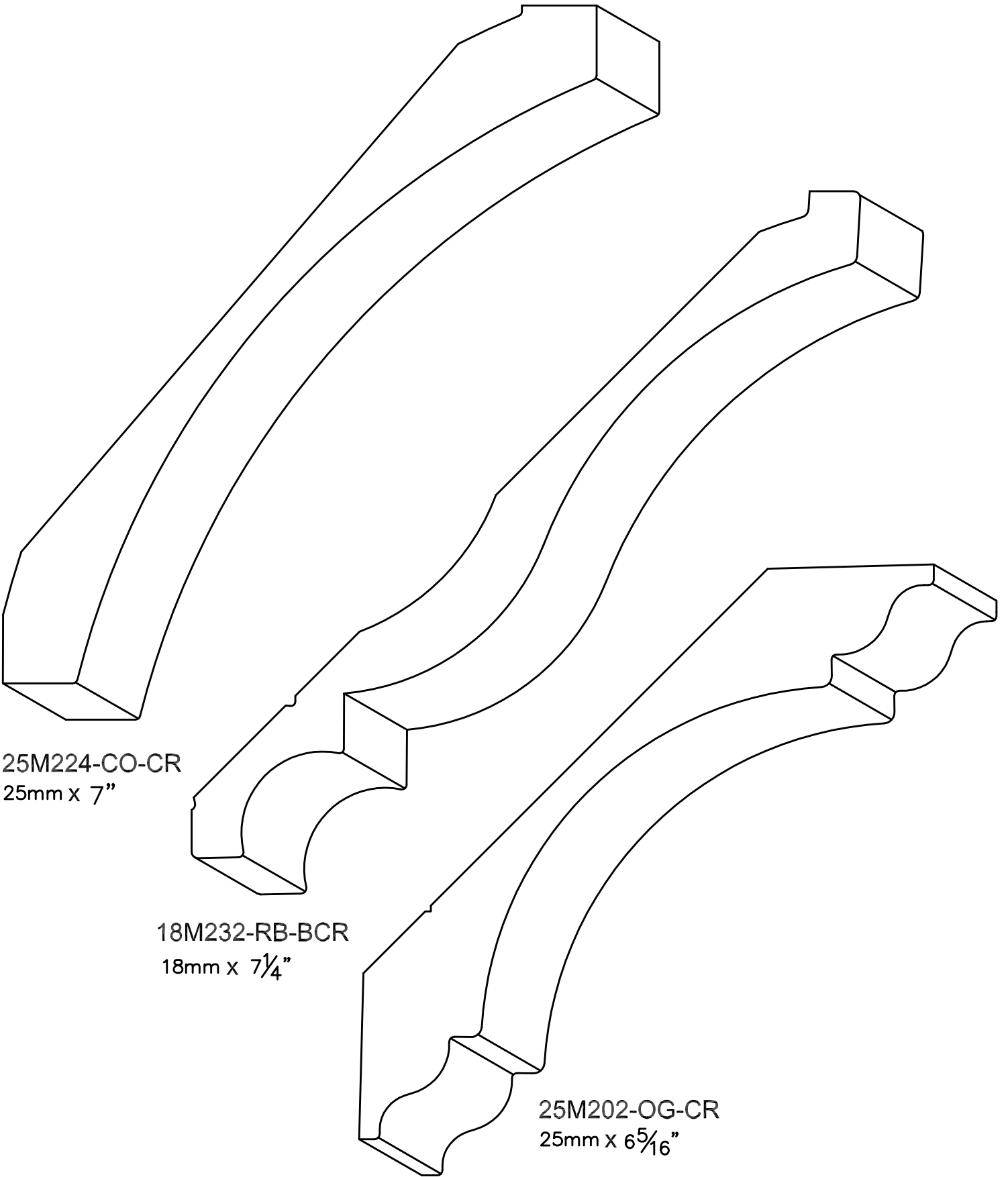


18M168-A-CR
18mm x 5 $\frac{1}{4}$ "



18M136-A-CR
18mm x 4 $\frac{1}{4}$ "

PRIMED ULTRA LIGHT

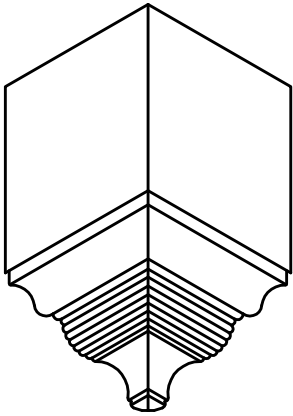


25M224-CO-CR
25mm x 7"

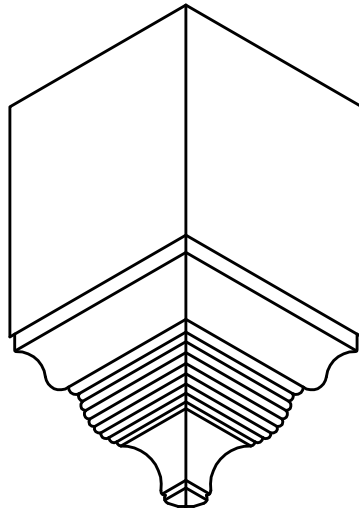
18M232-RB-BCR
18mm x 7 $\frac{1}{4}$ "

25M202-OG-CR
25mm x 6 $\frac{5}{16}$ "

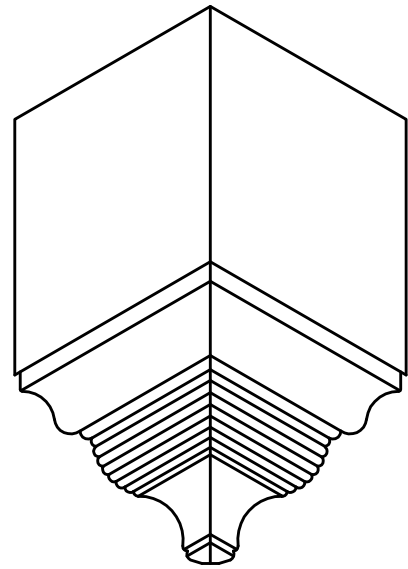
DECORATIVE CROWN CORNER BLOCKS



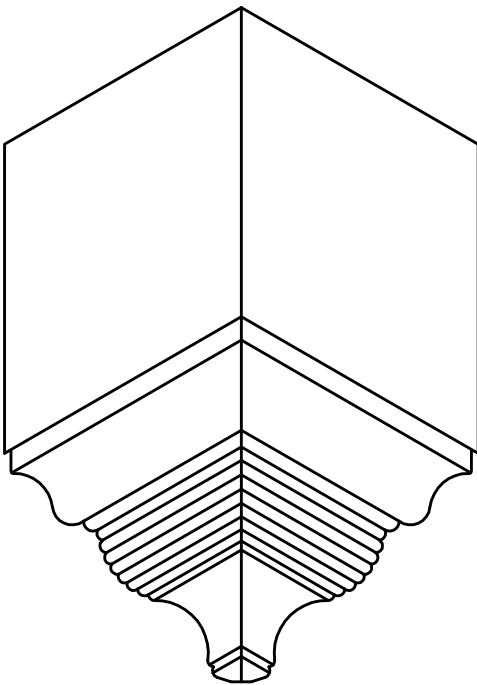
POP 112-RD-ICB 412
 $3\frac{1}{2}'' \times 3\frac{1}{2}'' \times 4\frac{1}{2}''$



POP 128-RD-ICB 5
 $4'' \times 4'' \times 5''$

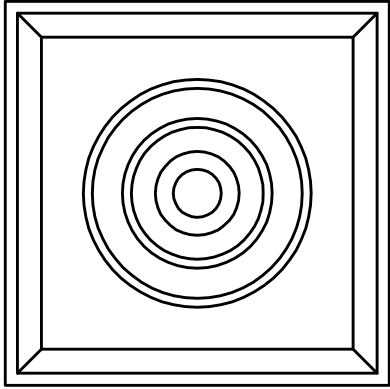


POP 144-RD-ICB 512
 $4\frac{1}{2}'' \times 4\frac{1}{2}'' \times 5\frac{1}{2}''$

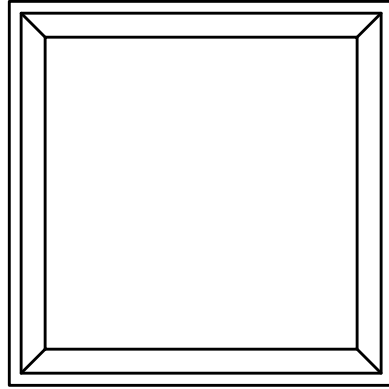


POP 176-RD-ICB 612
 $5\frac{1}{2}'' \times 5\frac{1}{2}'' \times 6\frac{1}{2}''$


BLOCKS



Circle Casing Block *




Casing Block




Keystone



Inside Corner Block *

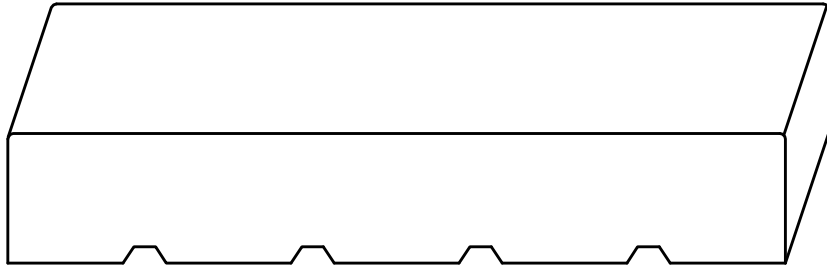


Outside Corner Block *

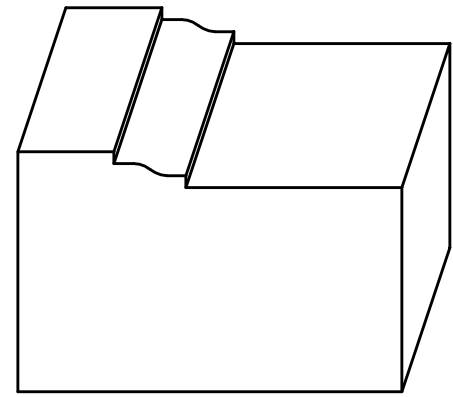


Plynth Block *

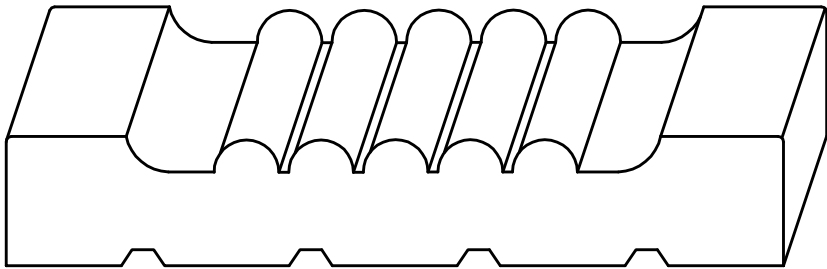
JAMBS & ACCESSORIES



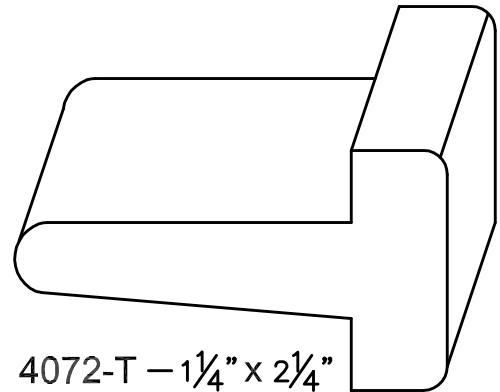
Flat Jamb *



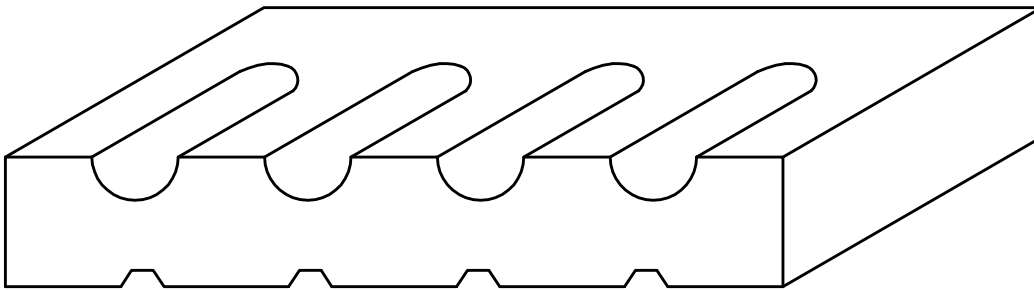
4064-BR - 1 1/4" x 2"



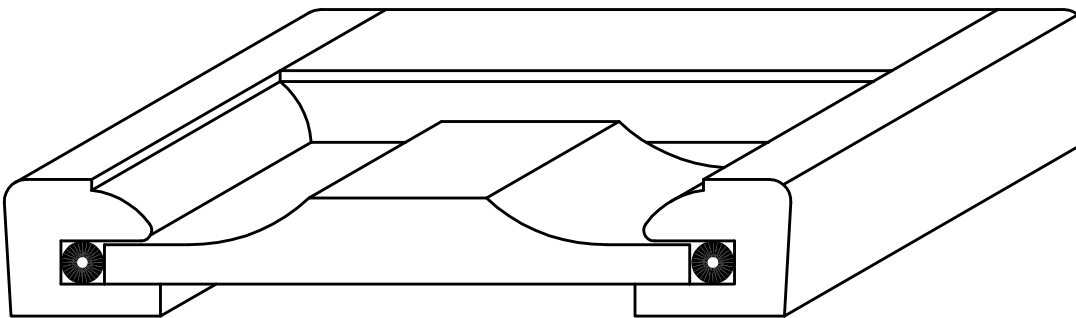
Reeded Jamb *



4072-T - 1 1/4" x 2 1/4"

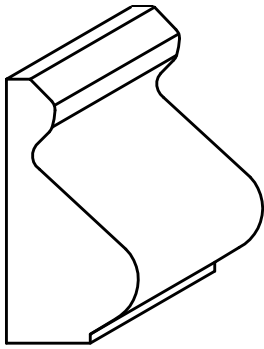


Fluted Jamb *

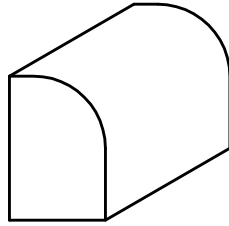


Raised Panel Jamb

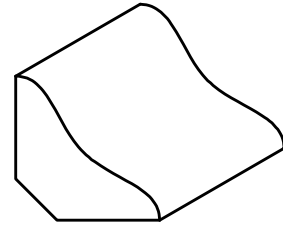
FLEXIBLE MOULDINGS



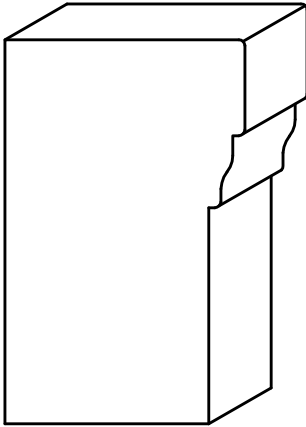
2244-B *
 $1\frac{1}{16}$ " x $1\frac{3}{8}$ "
 SMOOTH




1624-A *
 $\frac{1}{2}$ " x $\frac{3}{4}$ "
 SMOOTH



111-OAK *
 $\frac{3}{4}$ " x $\frac{3}{4}$ "
 OAK GRAIN



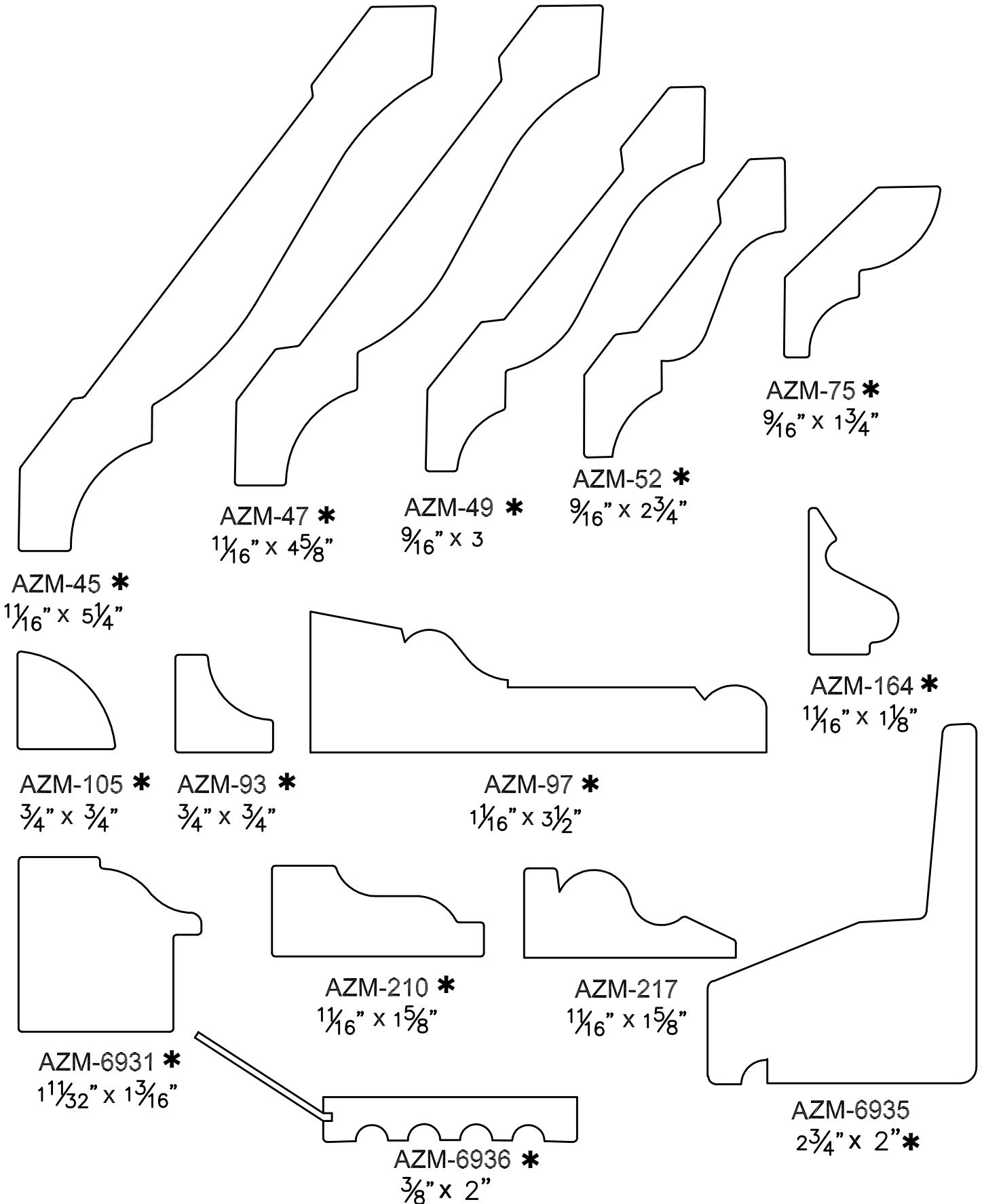
83- $1\frac{1}{4}$ " x 2" *
 Brick Moulding 3' & 6' Diameter 1/2 Round



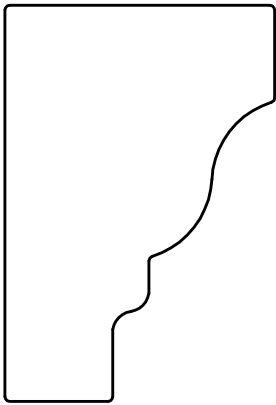
$\frac{3}{4}$ " x $5\frac{1}{2}$ " x R/L SMOOTH *

Over 3000 different casings, base and crown profiles available. In addition to the stock items listed above, many items are available for quick delivery.

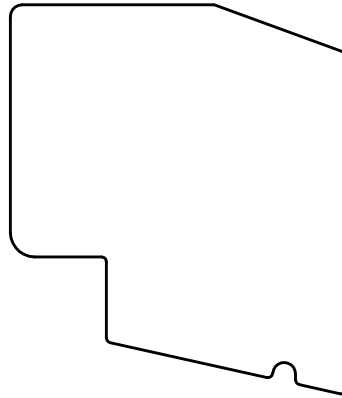
PVC MOULDINGS



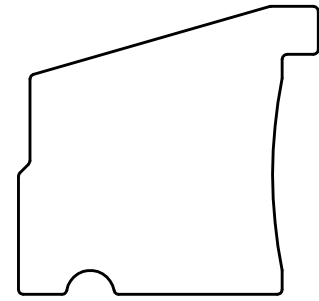
PVC MOULDINGS



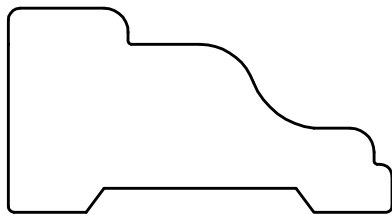
AZM-6934 *
2 1/16" x 1 13/32"



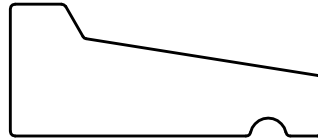
AZM-6930 *
1 3/4" x 2 1/32"



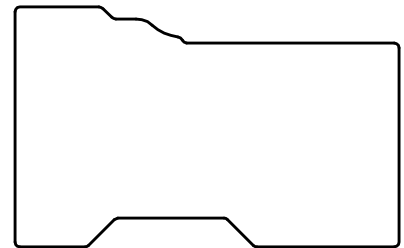
AZM-6933 *
1 17/32" x 1 1/2"



AZM-287 *
1 1/16" x 2"




AZM-197 *
1 1/16" x 1 5/8"



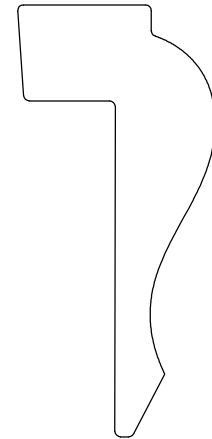
AZM-180 *
1 1/4" x 2"



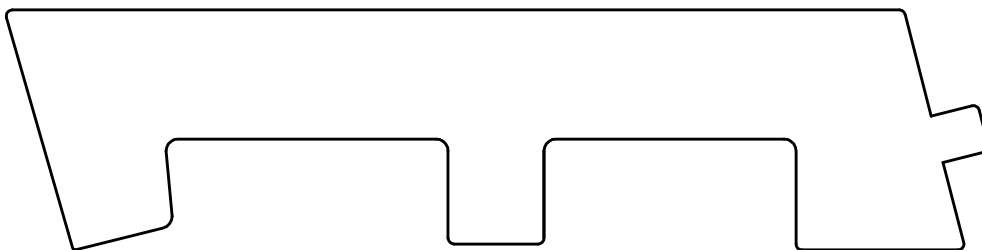
5/8" x 4" Beaded Ceiling *




AZM-236 *
1 1/2" x 1 1/2"



AZM-284
1" x 2 1/4"

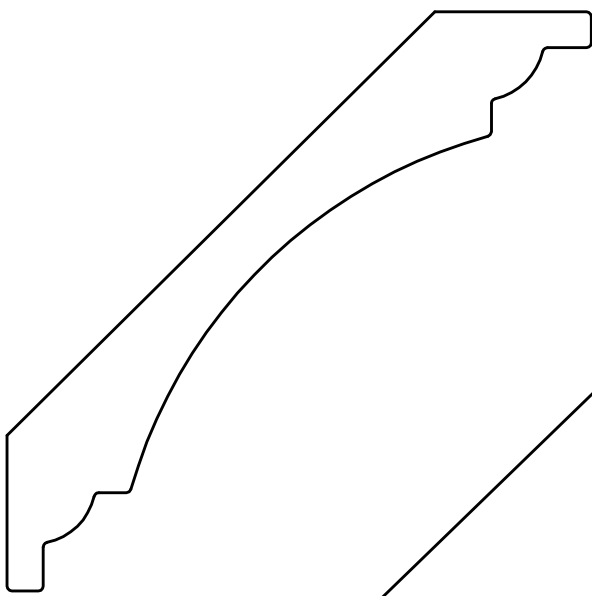


9469-Exterior Sill *



9470-Sill Nose *

PVC MOULDINGS

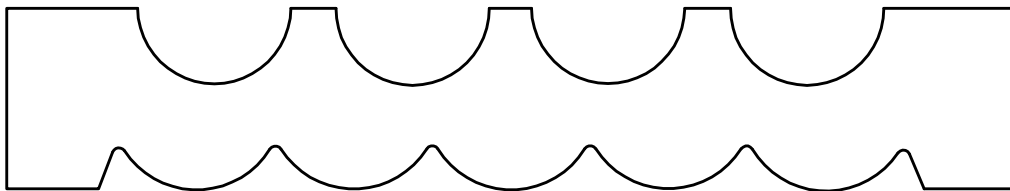


AZM-80
3/4" x 4 1/4"



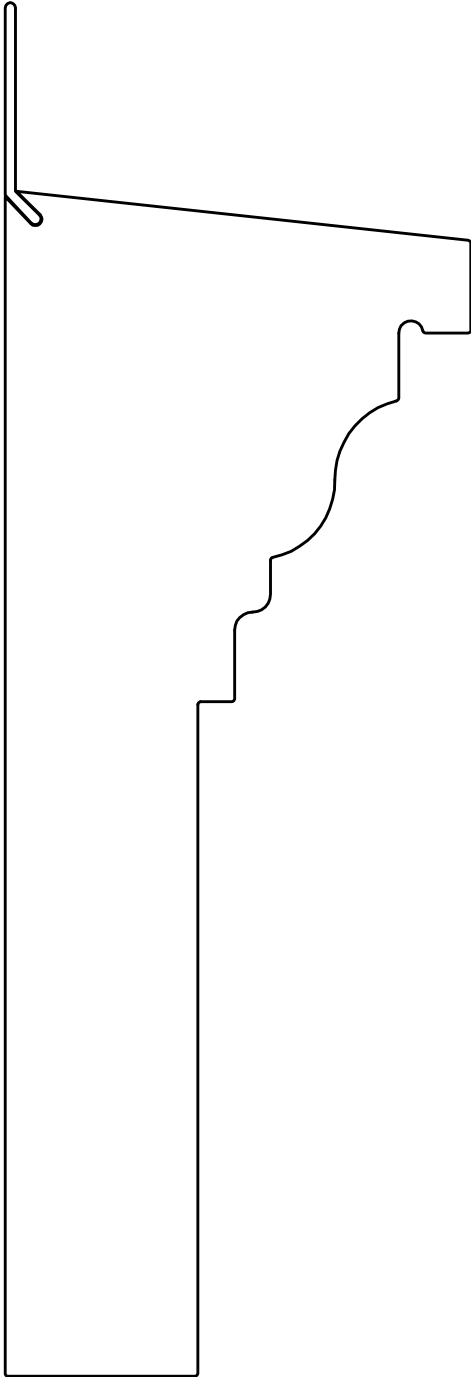
AZM-28
1 3/16" x 3 1/2"

AZM-43
1" x 7 1/2"

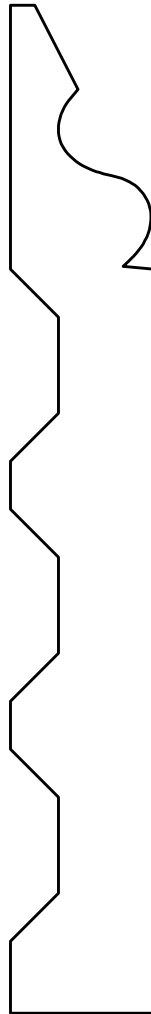


AZM-606
1 5/16" x 5 1/4"

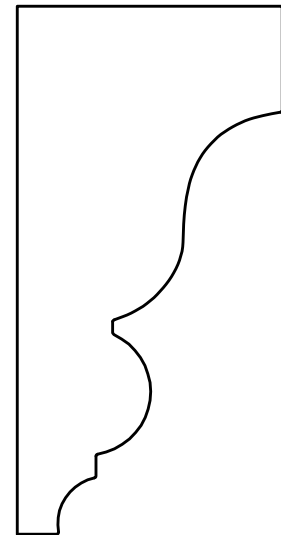
PVC MOULDINGS



AZM-6216
 $2\frac{13}{32}'' \times 1'' \times \frac{7}{8}''$

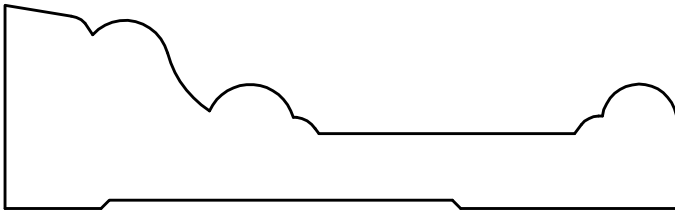


AZM-163
 $\frac{3}{4}'' \times 5\frac{1}{4}''$



AZM-6937
 $2\frac{3}{4}'' \times 1\frac{3}{8}''$


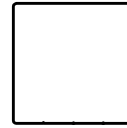
ROYAL MOULDINGS



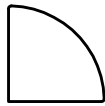
RB3 CASING — 1" x 3½" *



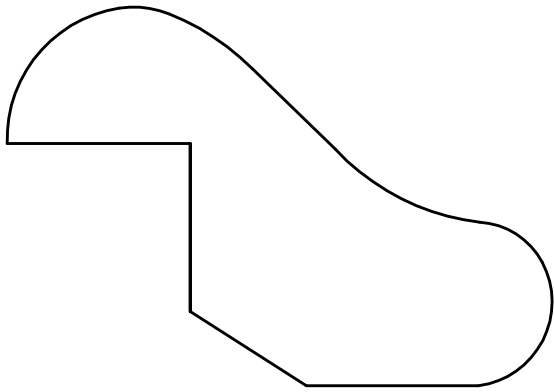
COLONIAL CASING — 1¼" x 2¼" *

FLORIDA BRICK MOULD *
1¼" x 1⅝"

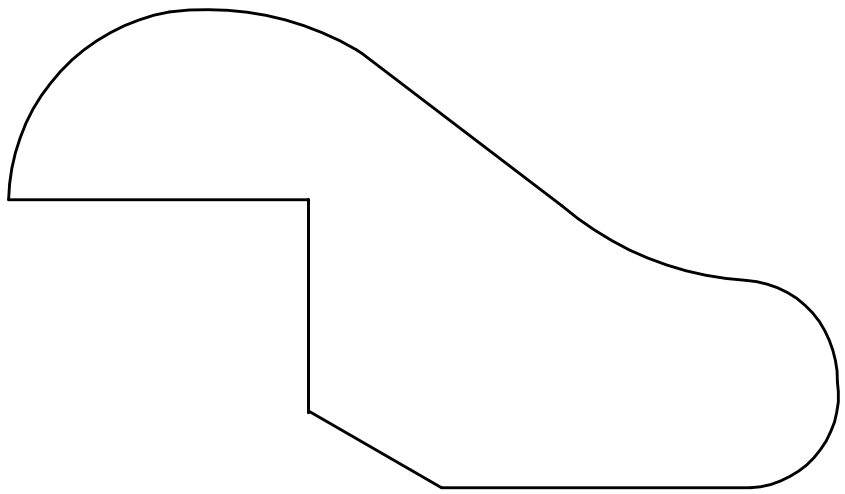
STOP — ⅝" x ⅝" *

QUARTER ROUND *
½" x ½"BEAD *
½" x 1⅜"

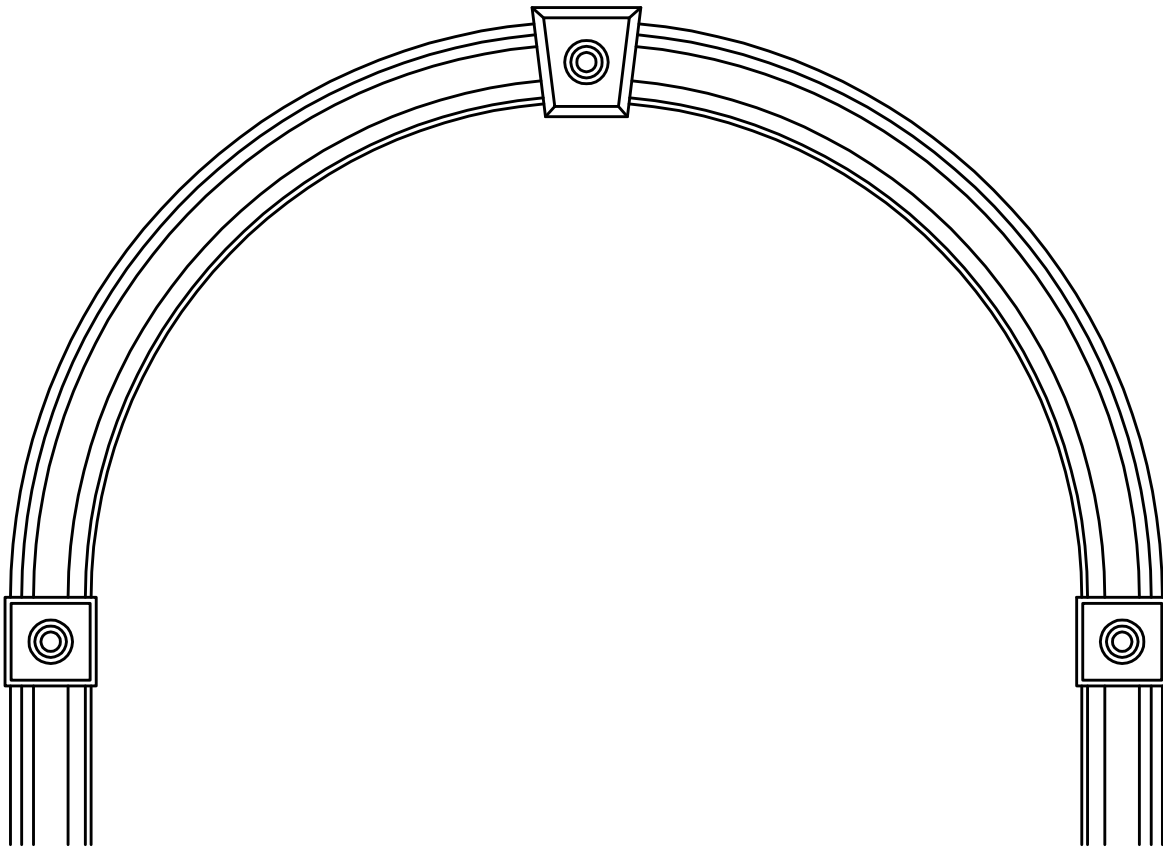
54 BAR RAILS & ARCHED CASINGS



4096-BAR— $1\frac{1}{4}$ " x 3"

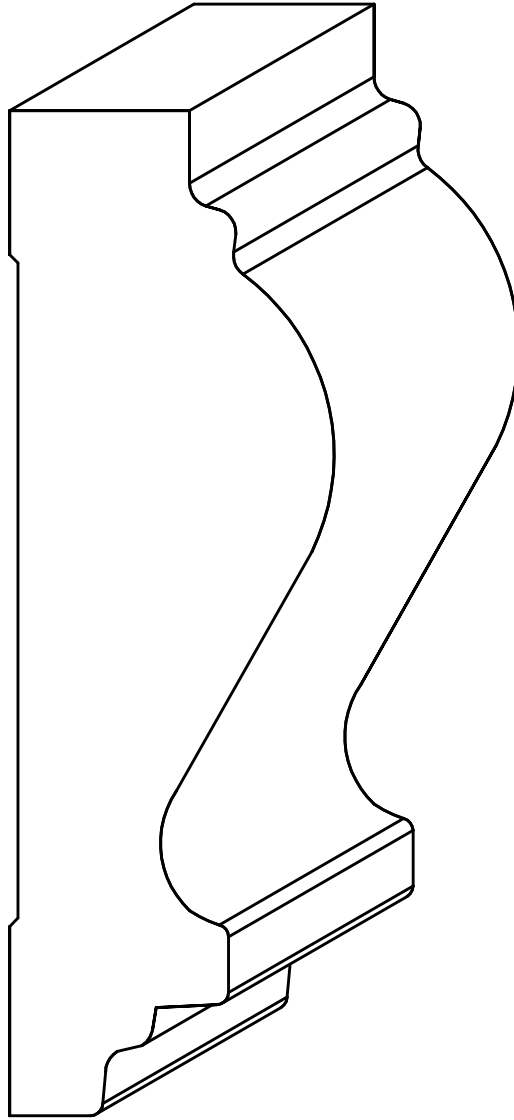


56144-BAR— $1\frac{3}{4}$ " x $4\frac{1}{2}$ "



Arched casings and convex or concave bases, crowns and chair rails are available in various profiles on a per order basis.

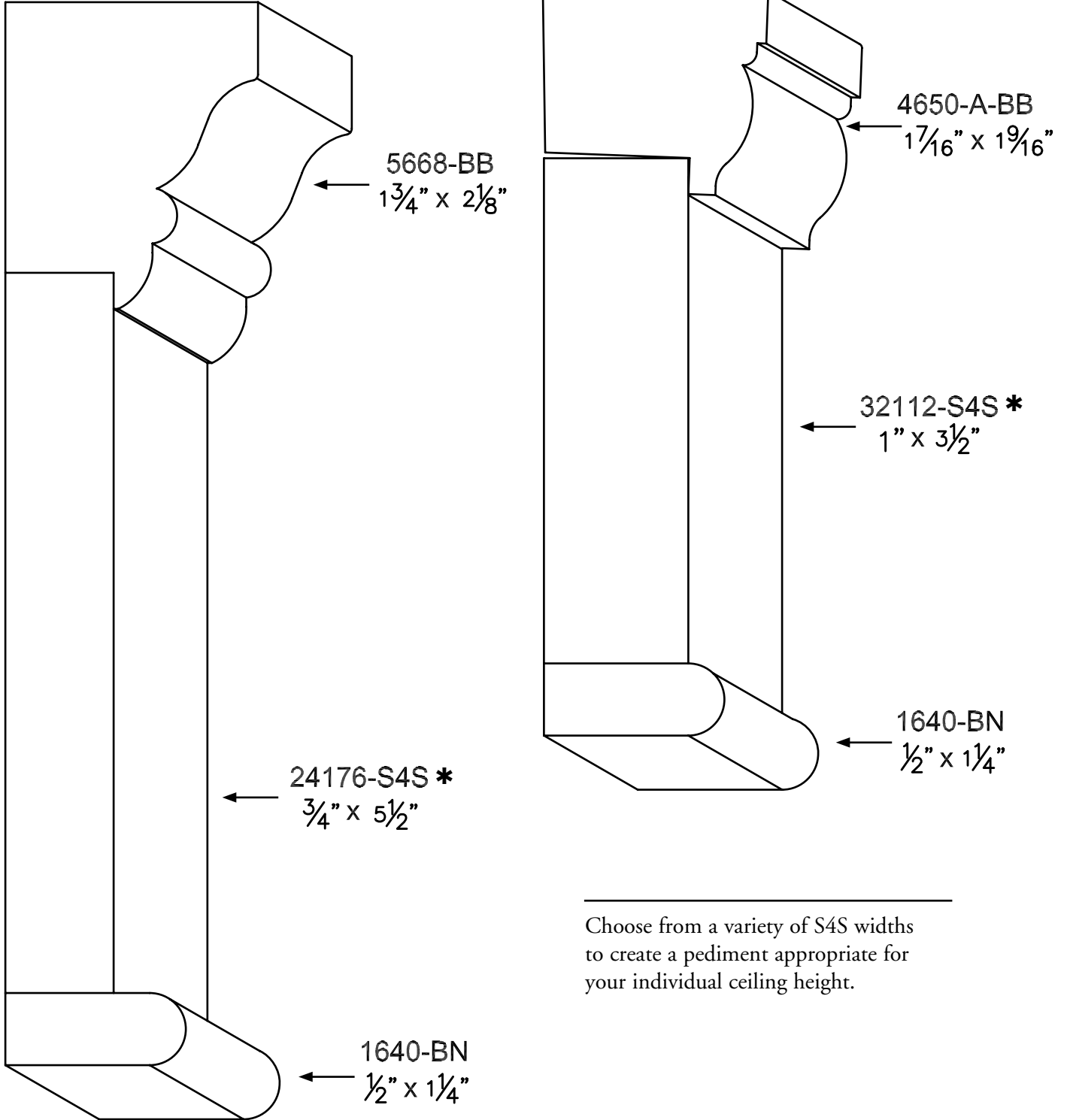
MANTEL MOULDINGS



54168-A-MM
1 $\frac{1}{16}$ " x 5 $\frac{1}{4}$ "

ÚÒÖQ ÒP VÁP ÒÖÖÁÖÖÙÖP P ÁÖÖÒÖÈ

Adding a pediment head is a simple way to dramatically transform any architectural door or window opening.



Choose from a variety of S4S widths to create a pediment appropriate for your individual ceiling height.